



I Thought, We Can Stay Strong Like Stones  
Chok Yue Zan



# Contents

02	Company Profile
03	Financial Highlights
04	Chairman's Statement
06	Board of Directors
06	Senior Management Team
07	Organisation Structure
08	Management Discussion and Analysis 2017
14	Independent Auditor's Report
16	Financial Statements and Notes to Financial Statements
100	Other Information
109	Risk Management
119	Report of the Audit Committee
121	Opinion of the Audit Committee on the Bank's Internal Control System
122	Report of the Nomination and Compensation Committee
123	Corporate Governance
126	Branch Network
134	Company Information





## I Thought, We Can Stay Strong Like Stones

by Chok Yue Zan  
Mixed media  
120 x 180 cm

Mr Chok Yue Zan's *I Thought, We Can Stay Strong Like Stones* is the design inspiration for this Annual Report. Mr Chok reinterprets his family's portrait to show the depth, strength and unity of familial ties. It received the 2017 UOB Painting of the Year (Malaysia) award. He is also the recipient of the 2018 UOB-Fukuoka Asian Art Museum residency programme.

The rocks carved in the shape of the people closest to the artist symbolise the importance of nurturing trusted and deep relationships that last. Standing resilient amid swaying foliage, cloudy skies and rolling waters, the rocks reinforce the need for a firm foundation and fortitude to weather change and volatility. These reflect UOB's distinctive and disciplined approach to banking.

Creating sustainable value for our stakeholders and the communities in which we operate is also expressed through UOB's support of art. The UOB Painting of the Year Competition, in its 36<sup>th</sup> year in 2017, is the Bank's flagship art programme held across four Southeast Asian countries.

# Company Profile

United Overseas Bank (Thai) Public Company Limited (UOB (Thai)) is a fully-licensed commercial bank. With its network of 154 branches and 363 ATMs (as of 31 December 2017), UOB (Thai) offers consumer and corporate customers a comprehensive suite of quality products and services to meet their financial objectives and needs. To complement its commercial banking business, UOB (Thai) has a subsidiary providing debt collection services.

UOB (Thai) is rated among the top banks in Thailand by Moody's Investors Service and Fitch Ratings:

## Moody's Investors Service:

### International Ratings

Long-Term	Baa1
Short-Term	P-2

## Fitch Ratings:

### International Ratings

Long-Term	A-
Short-Term	F2
Viability	bb+
Support	1

### National Ratings

Long-term	AAA(thai)
Short-term	FI+(thai)

UOB (Thai) is 99.66 per cent owned by Singapore-based United Overseas Bank Limited (UOB), which has a global network of more than 500 offices in Asia Pacific, Europe and North America.

A regional bank rooted in Thailand, UOB (Thai) provides customers with financial expertise and connectivity across Asia. It offers innovative financial solutions, quality products and excellent service through understanding and identifying the needs of its customers.

# Financial Highlights

	Consolidated Financial Statements	
	2017	2016
<b>Financial Position (Million Baht)</b>		
Assets	516,928	451,611
Loans	350,593	318,706
Allowance for doubtful accounts	9,997	9,442
Deposits	370,168	323,859
Liabilities	464,982	403,175
Shareholders' equity	51,946	48,435
Capital funds	61,446	52,331
<b>Earnings Performance (Million Baht)</b>		
Net interest income	13,595	12,783
Non-interest income	4,617	4,252
Net profit before tax	4,402	4,387
Net profit after tax	3,526	3,605
<b>Ratios (%)</b>		
Net interest income to average assets	2.81	2.89
Return on average assets	0.73	0.81
Return on average equity	7.03	7.71
Earnings per share - basic (Baht)	1.42	1.45
NPLs (gross) to total loans	2.48	2.57
Book value per share (Baht)	20.90	19.49
Capital adequacy ratio	20.14	18.27

# Chairman's Statement



Our values of honour, enterprise, unity, and commitment, which have guided us since the organisation was founded, are embedded in our mentoring and training programmes for our more than 4,000 colleagues across Thailand.

## 2017 Review

The passing of King Bhumibol Adulyadej on 13 October 2016 plunged the nation into profound grief as the government declared one year of mourning.

King Bhumibol Adulyadej was the longest-reigning Thai Monarch. Throughout his reign from 1946 to 2016, His Majesty had lived and worked tirelessly, devoting his time to the well-being and welfare of the people of Thailand regardless of their ethnicity or religion. Under his leadership, Thailand was transformed into an upper-middle income country with significant progress made on many fronts. This was why he earned universal love and respect from his people. Their devotion was in full force on the evening of 26 October, when nearly a million Thais occupied every space on the route to the royal crematorium to bid their last farewell to their beloved King.

We at UOB feel very much a part of the Thai community and honour the memory of His Majesty the late King Bhumibol Adulyadej. His Majesty King Maha Vajiralongkorn Bodindradebayavarangkun, the son of the late King will uphold his legacy. Long live His Majesty King Maha Vajiralongkorn Bodindradebayavarangkun.

Amidst this change the Thai economy remained resilient in the face of domestic challenges and global volatility. The Gross Domestic Product (GDP) for the full year of 2017 expanded by 3.9 per cent, improving from 3.3 per cent in 2016. Export value grew by 9.9 per cent, while private consumption and total investment increased by 3.2 per cent and 0.9 per cent respectively.

## Our Bank Performance

With the signs of pick up in the global economy, UOB (Thai) continued to deliver satisfactory performance. The Bank achieved net profit after tax of Baht 3.5 billion, compared with Baht 3.6 billion in 2016. Total income was at Baht 18.2 billion, contributed by loan growth. Total loans were at Baht 350.6 billion, an increase of 10.0 per cent (Baht 31.9 billion), primarily from an increase in housing loans, while the total deposits base was at Baht 370.2 billion, an increase of 46.3 billion from Baht 323.9 billion in 2016. The non-performing loans ratio was down to 2.5 per cent compared with 2.6 per cent in 2016, which was already lower than the industry average. We achieved healthy year-on-year growth as a result of our disciplined approach to maintaining a strong balance sheet.

## Corporate Developments

For nearly two decades, UOB (Thai) has been committed to growing a sustainable business that supports our colleagues, customers, communities and economies in Thailand. The impact of our commitment to putting the interest of our customers in sharp focus was recognised by The Asian Banker when UOB (Thai) was named Best Foreign Retail Bank in Thailand for the third consecutive year and the Wealth Management of the Year in Thailand for the second straight year. These accolades reaffirm our value proposition in which we anticipate and serve the needs of Thai consumers at different stages of their lives through expanding the depth and range of our card products, housing loans and wealth management services.



To maintain our reputation, we ensure that our people are equipped with the right skills and mindsets to serve in the best interests of our customers and in a manner that is distinctive to our Bank. Our values of honour, enterprise, unity, and commitment, which have guided us since the organisation was founded, are embedded in our mentoring and training programmes for our more than 4,000 colleagues across Thailand.

Throughout 2017, we continued to support our Small-and Medium-sized Enterprises (SME) customers in their expansion overseas. Our Foreign Direct Investment Advisory Unit worked closely with strategic partners across the Bank's Southeast Asian Network to help Thai SMEs seize business opportunities arising from the region's growing consumer base and multilateral economic initiatives.

### 2018 Outlook

We expect Thailand's economy to continue to grow by 3.9 per cent in 2018. This growth will be driven by the considerable public investments such as planned development projects under the Eastern Economic Corridor. Private consumption is expected to increase in line with improvement in household purchasing power.

The global economy has strengthened through 2017. We expect the

positive momentum experienced during the final months of 2017 to bolster GDP growth. For the US, we see GDP growth sustaining at 2.5 per cent in 2018, with potential upside from the successful passage of US tax reform. Japan's growth outlook is expected to strengthen further from 1.6 per cent in 2017 to potentially 1.8 per cent in 2018. The Eurozone economy is also set to extend its real run as overall GDP rises towards 2 per cent.

### Acknowledgements

I would like to thank the Board Directors for their guidance, our customers and shareholders for their continued support and our people for their dedication and hard work.

**Wee Cho Yaw**

*Chairman*

February 2018

## Board of Directors

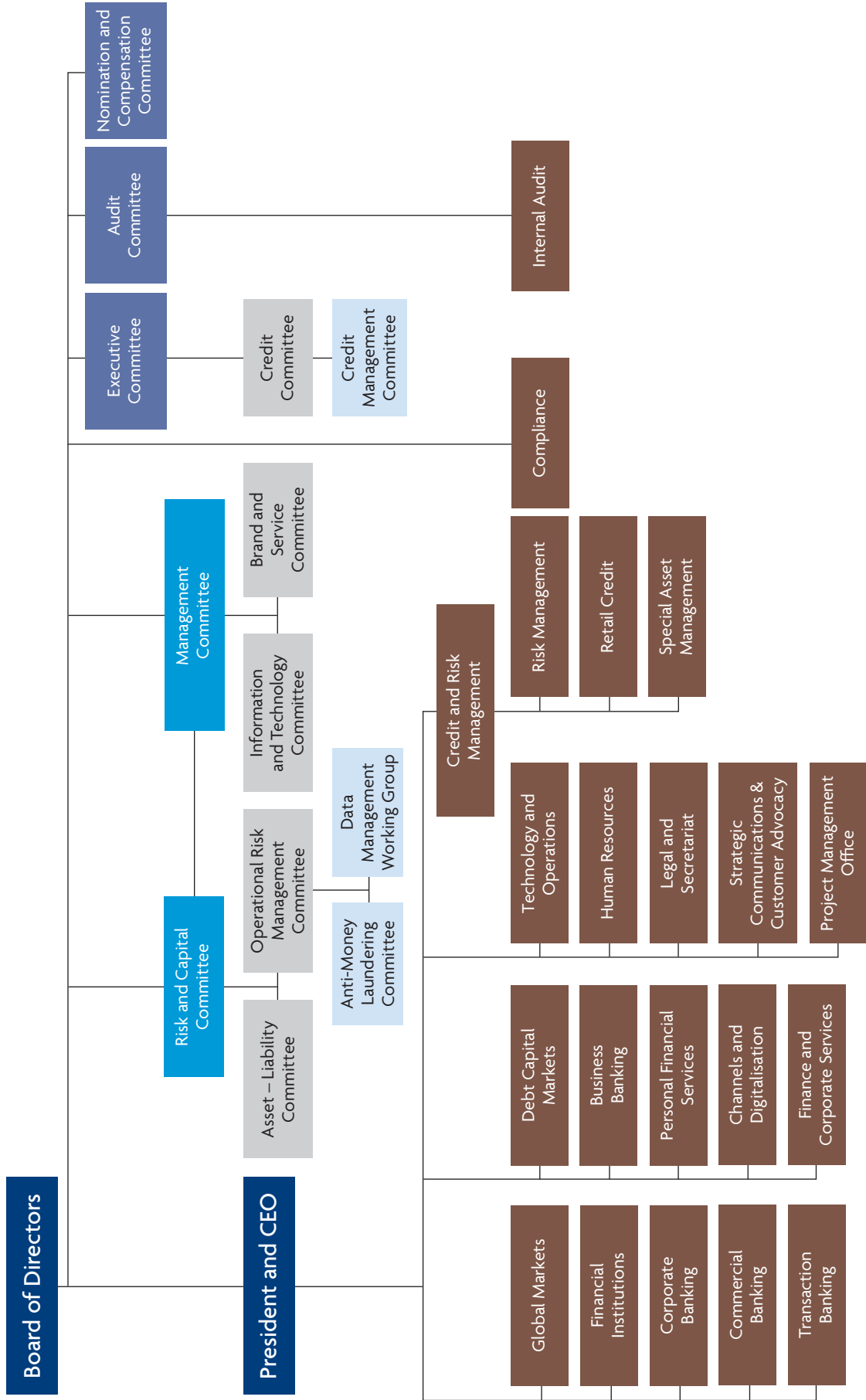
Wee Cho Yaw	Chairman
Wee Ee Cheong	Deputy Chairman
Chinnawat Bulsuk	Independent Director
Suebtrakul Soonthornthum	Independent Director
Chanitr Charnchainarong	Independent Director
Tithiphan Chuerboonchai	Independent Director
Lee Chin Yong	Director
Tan Choon Hin	Director
Sanchai Apisaksirikul	Director

## Senior Management Team

Tan Choon Hin	President and Chief Executive Officer
Steven Ngeo Swee Guan	Managing Director, Country Head of Credit & Risk Management
Sanchai Apisaksirikul	Managing Director, Country Head of Finance & Corporate Services
Yuttachai Teyarachakul	Managing Director, Country Head of Personal Financial Services
Chintana Kittiviboolmas	Executive Director, Country Head of Global Markets
Panittra Vejjajiva	Executive Director, Country Head of Financial Institutions
Pailin Ngsriwongse	Executive Director, Country Head of Corporate Banking
Piyaporn Ratanapasartporn	Executive Director, Country Head of Commercial Banking
Patchanee Vongsilpawattana	Executive Director, Country Head of Transaction Banking
Pisal Kattiyothaivong	Executive Director, Country Head of Debt Capital Markets
Sayumrat Maranate	Executive Director, Country Head of Business Banking
James Rama Phataminviphas	Executive Director, Country Head of Channels & Digitalisation
Roongthip Angkasirisan	Executive Director, Country Head of Risk Management
Yau Chi Choi	Executive Director, Country Head of Retail Credit
Pojanee Rungsang	Executive Director, Country Head of Special Asset Management
Sirima Taecharungnirun	Executive Director, Country Head of Technology & Operations
Sasiwimol Arayawattanapong	Executive Director, Country Head of Human Resources
Busba Virochpoka	Executive Director, Country Head of Strategic Communications & Customer Advocacy
Pimolrat Tangkosakul	Executive Director, Country Head of Legal & Secretariat
Ngamjitt Sirijindalert	Executive Director, Country Head of Project Management Office
Pornchai Wiwatpattarakul	Executive Director, Country Head of Compliance
Manit Panichakul	Executive Director, Country Head of Internal Audit



# Organisation Structure



United Overseas Bank (Thai) Public Company Limited

31 December 2017

# Management Discussion and Analysis 2017



# Management Discussion and Analysis 2017

## Statutory Financial Results

The Bank and its subsidiaries reported net profit before tax for the year 2017 of Baht 4,402 million, 15 million or 0.3% higher than 2016. However, with the higher corporate income tax expenses, net profit after tax for the year 2017 of Baht 3,526 million, Baht 79 million or 2.2% decreased from last year.

Total operating income increased by 6.9% to Baht 18,212 million. This was primarily the result of higher net interest income and non-interest income. Net interest income increased by 6.4% to Baht 13,595 million contributing to loan growth and lower cost of deposits. Non-interest income rose by 8.6% to Baht 4,617 million from higher gains on trading and foreign exchange transactions and fee and service income.

Total operating expenses were at Baht 10,410 million, an increase of Baht 767 million or 8.0% from the previous year. This was attributed to higher revenue-related expenses. In addition, the premise and equipment expenses went up by Baht 369 million mainly from expenses relating to office building in 2017.

The impairment losses on loans in 2017 stood at Baht 3,400 million compared to last year of Baht 3,005 million.

## Summarised Statutory Financial Results For the Years Ended 31 December 2017 and 2016

Statements of comprehensive income	Million Baht		
	Consolidated financial statements		% change
	2017	2016	
Interest income	20,874	19,532	6.9
Interest expenses	7,279	6,749	7.9
Net Interest income	13,595	12,783	6.4
Non-interest income	4,617	4,252	8.6
Total operating income	18,212	17,035	6.9
Total operating expenses	10,410	9,643	8.0
Operating profit before impairment	7,802	7,392	5.5
Bad debt, doubtful accounts and impairment loss	3,400	3,005	13.1
Net profit before income tax expenses	4,402	4,387	0.3
Income tax expenses	873	782	11.6
Non-controlling interests of subsidiaries	(1)	-	(100.0)
Loss from discontinued operation	4	-	100.0
Net profit	3,526	3,605	(2.2)

## Key Financial Position Items

	Million Baht		
	Consolidated financial statements		% change
	2017	2016	
Total assets	516,928	451,611	14.5
Total loans to customers	350,593	318,706	10.0
Total deposits	370,168	323,859	14.3
Total liabilities	464,982	403,175	15.3
Total shareholders' equity	51,946	48,435	7.2
Non-performing loans (NPLs)	10,710	8,926	20.0

# Management Discussion and Analysis 2017

## Key Financial Ratios (%)

	Consolidated financial statements		change
	2017	2016	
Net interest income to average assets	2.8	2.9	(0.1)
Gross loans to deposits ratio	94.7	98.4	(3.7)
Net loans to deposits ratio	92.2	95.7	(3.5)
NPLs to total loans* ratio	2.5	2.6	(0.1)
Capital adequacy ratio	20.1	18.3	1.8

\* Including interbank and money market loans

## Net Interest Income

Net interest income (NII) for 2017 was Baht 13,595 million, 6.4% or Baht 812 million higher than last year, after payment to the Deposit Protection Agency and Financial Institutions Development Fund. The higher NII was mainly from year-on-year growth in loans volume and interbank and money market volume.

## Non-Interest Income

Non-interest income for 2017 was Baht 4,617 million, an increase of Baht 365 million or 8.6% compared with the previous year. This was mainly due to increase in net gains on trading and foreign exchange transactions and higher fee and service income.

## Operating Expenses

The Bank and its subsidiaries' operating expenses for 2017 was at Baht 10,410 million, an increase of Baht 767 million or 8.0% compared with last year. This was mainly from the premises and equipment expenses relating to the office building of Baht 263 million and higher business related areas from advertising expenses of Baht 82 million.

The employee expenses in 2017 increased by Baht 279 million or 5.9%. Headcount as of 31 December 2017 was 4,602 compared to 4,560 in last year.

## Impairment Loss on Loans

The Bank set aside loan loss provisions for 2017 in a total of Baht 3,400 million, which was Baht 395 million or 13.1% higher than previous year. The increase was from the provision for non-performing loans in 2017 under the Bank's prudent conservative provisioning policy.

## Capital Expenditure

The Bank's capital expenditure for 2017 totaled Baht 1,241 million, compared with Baht 1,713 million in 2016, a decrease of Baht 472 million primarily relating to cost of building for the Operation and Data Centre in 2016.

## Dividend Payment Policy

The Bank's dividend payment policy is governed by Bank of Thailand and The Public Limited Companies Act. The dividend payment is subject to approval by shareholders at the Annual General Meeting.

## Assets

Total assets as at 31 December 2017 was Baht 516,928 million, an increase of Baht 65,317 million or 14.5% from the previous year, largely due to loans growth and higher interbank and money market items.

In 2017, total loans of the Bank increased by 10.0% or Baht 31,887 million to Baht 350,593 million, largely contributed by retail housing loans.

# Management Discussion and Analysis 2017

## Liabilities

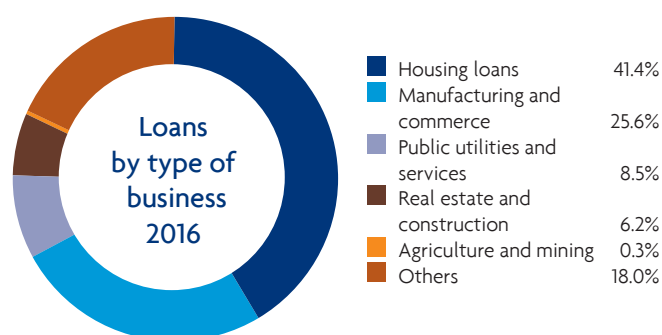
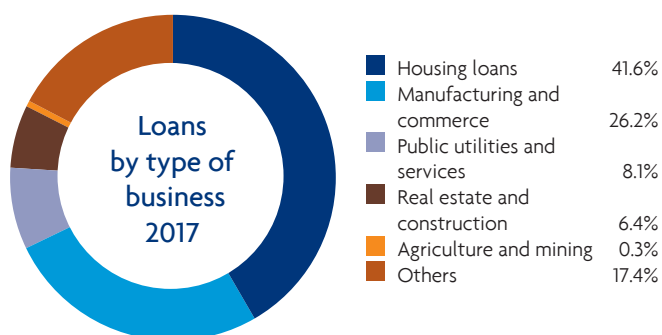
Total liabilities as at 31 December 2017 was Baht 464,982 million, an increase of Baht 61,807 million or 15.3%, largely attributable to higher deposits and interbank and money market items. In 2017, total deposits grew by 14.3% or Baht 46,309 million to Baht 370,168 million, driven by retail and wholesale deposits.

## Shareholders' Equity

As of 31 December 2017, shareholders' equity was at Baht 51,946 million, an increase of Baht 3,511 million, or 7.2% from last year. This was mainly from the profitable operating result for the year of 2017 of Baht 3,526 million.

## Loans classified by type of business

	% of total loans	
	2017	2016
Housing loans	41.6	41.4
Manufacturing and commerce	26.2	25.6
Public utilities and services	8.1	8.5
Real estate and construction	6.4	6.2
Agriculture and mining	0.3	0.3
Others	17.4	18.0
<b>Total loans</b>	<b>100.0</b>	<b>100.0</b>



The proportion of housing loans to total loans slightly increased from 41.4% in 2016 to 41.6% in 2017. Loans to manufacturing and commerce went up from 25.6% to 26.2%. Meanwhile, loans to public utilities and services decreased from 8.5% to 8.1%.

## Loans to Top 10 Customer Groups

	% of total loans	
	2017	2016
Loans to top 10 customer groups	4.3	4.3
Others	95.7	95.7
<b>Total loans</b>	<b>100.0</b>	<b>100.0</b>

The loan concentration in 2017 was in the same proportion as the previous year. Loans to the top 10 largest customer groups accounted for 4.3% of total loans both in 2017 and 2016.

# Management Discussion and Analysis 2017

## Classification of Loans\*

	2017		2016	
	Million Baht	%	Million Baht	%
Pass	413,032	95.8	332,114	95.8
Special mention	7,523	1.7	5,661	1.6
Total Performing loans	420,555	97.5	337,775	97.4
Substandard	1,510	0.4	2,180	0.6
Doubtful	314	0.1	1,203	0.4
Doubtful of loss	8,886	2.0	5,543	1.6
Total NPLs	10,710	2.5	8,926	2.6
<b>Grand total</b>	<b>431,265</b>	<b>100.0</b>	<b>346,701</b>	<b>100.0</b>

\* Including interbank and money market loans

## Asset Quality Ratios

	%	
	2017	2016
NPLs / Total loans*	2.5	2.6
Allowance for doubtful accounts / NPLs	93.3	105.8
Allowance for doubtful accounts* / Total loans*	2.3	2.7

\* Including interbank and money market loans

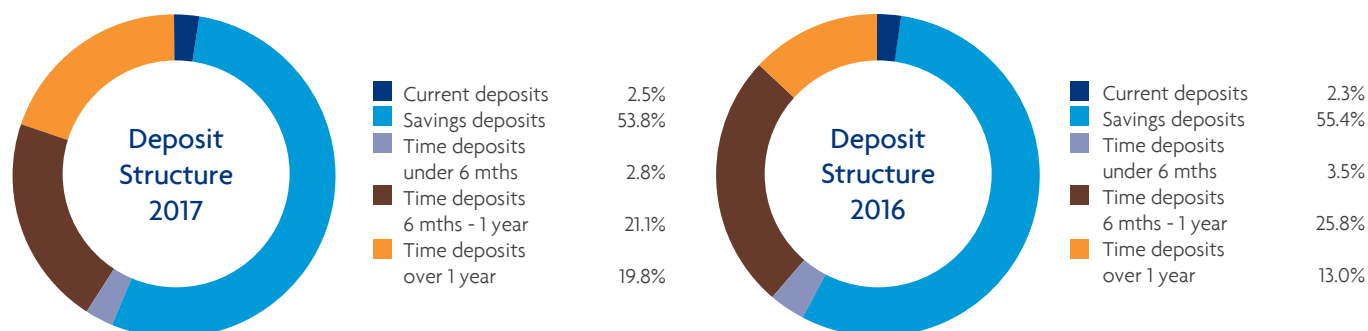
## Non-Performing Loan (NPL) Management

NPLs in 2017 stood at Baht 10,710 million, an increase of Baht 1,784 million when compared with Baht 8,926 million in 2016. The classified loans went up from Baht 346,701 million in 2016 to Baht 431,265 million in 2017. As a result, NPLs to total loans ratio in 2017 went down slightly to 2.5%, compared with 2.6% in 2016.

## Deposit Structure

	% of total deposits	
	2017	2016
Current deposits	2.5	2.3
Savings deposits	53.8	55.4
Time deposits	43.7	42.3
under 6 months	2.8	3.5
6 months - 1 year	21.1	25.8
over 1 year	19.8	13.0
<b>Total</b>	<b>100.0</b>	<b>100.0</b>

# Management Discussion and Analysis 2017



As at 31 December 2017, the Bank had total deposits of Baht 370,168 million, an increase of Baht 46,309 million from end of 2016, which was largely driven by fixed deposits. Total current and savings deposits accounted for 56.3% of total deposit bases, while fixed deposits accounted for 43.7%. Net loans-to-deposits ratio was 92.2% as at end of 2017 compared with 95.7% as at end of 2016.

## Capital Funds

	2017		2016	
	Million Baht	% CAR	Million Baht	% CAR
Total capital funds	61,446	20.1	52,331	18.3
Common equity tier 1 (CET1) capital & Tier 1 capital	48,982	16.0	45,856	16.0
Tier 2 capital	12,464	4.1	6,475	2.3

The Bank has adopted the Foundation Internal Ratings-Based Approach (FIRB) under Basel III capital framework. As at 31 December 2017, the Bank's Total Capital Adequacy Ratio remained strong at 20.1% while Tier 1 capital adequacy ratio and CET1 capital adequacy ratio were at 16.0%, which were above the sum of Bank of Thailand (BOT)'s minimum requirement and conservation buffer at 9.75%, 7.25% and 5.75%, respectively.

# Independent Auditor's Report

To the Shareholders of United Overseas Bank (Thai) Public Company Limited

## Opinion

I have audited the accompanying consolidated financial statements of United Overseas Bank (Thai) Public Company Limited and its subsidiaries ("the Group"), which comprise the consolidated statement of financial position as at 31 December 2017, and the related consolidated statements of comprehensive income, changes in shareholders' equity and cash flows for the year then ended, and notes to the consolidated financial statements, including a summary of significant accounting policies, and have also audited the separate financial statements of United Overseas Bank (Thai) Public Company Limited for the same period.

In my opinion, the financial statements referred to above present fairly, in all material respects, the financial position of United Overseas Bank (Thai) Public Company Limited and its subsidiaries and of United Overseas Bank (Thai) Public Company Limited as at 31 December 2017, their financial performance and cash flows for the year then ended in accordance with Thai Financial Reporting Standards.

## Basis for Opinion

I conducted my audit in accordance with Thai Standards on Auditing. My responsibilities under those standards are further described in the Auditor's Responsibilities for the Audit of the Financial Statements section of my report. I am independent of the Group in accordance with the Code of Ethics for Professional Accountants as issued by the Federation of Accounting Professions as relevant to my audit of the financial statements, and I have fulfilled my other ethical responsibilities in accordance with the Code. I believe that the audit evidence I have obtained is sufficient and appropriate to provide a basis for my opinion.

## Other Information

Management is responsible for the other information. The other information comprise the information included in annual report of the Group, but does not include the financial statements and my auditor's report thereon.

My opinion on the financial statements does not cover the other information and I do not express any form of assurance conclusion thereon.

In connection with my audit of the financial statements, my responsibility is to read the other information and, in doing so, consider whether the other information is materially inconsistent with the financial statements or my knowledge obtained in the audit or otherwise appears to be materially misstated. If, based on the work I have performed, I conclude that there is a material misstatement of this other information, I am required to report that fact. I have nothing to report in this regard.

## Responsibilities of Management and Those Charged with Governance for the Financial Statements

Management is responsible for the preparation and fair presentation of the financial statements in accordance with Thai Financial Reporting Standards, and for such internal control as management determines is necessary to enable the preparation of financial statements that are free from material misstatement, whether due to fraud or error.

In preparing the financial statements, management is responsible for assessing the Group's ability to continue as a going concern, disclosing, as applicable, matters related to going concern and using the going concern basis of accounting unless management either intends to liquidate the Group or to cease operations, or has no realistic alternative but to do so.

Those charged with governance are responsible for overseeing the Group's financial reporting process.

## Auditor's Responsibilities for the Audit of the Financial Statements

My objectives are to obtain reasonable assurance about whether the financial statements as a whole are free from material misstatement, whether due to fraud or error, and to issue an auditor's report that includes my opinion. Reasonable assurance is a high level of assurance, but is not a guarantee that an audit conducted in accordance with Thai Standards on Auditing will always detect a material misstatement when it exists. Misstatements can arise from fraud or error and are considered material if, individually or in the aggregate, they could reasonably be expected to influence the economic decisions of users taken on the basis of these financial statements.



# Independent Auditor's Report

(Continued)

As part of an audit in accordance with Thai Standards on Auditing, I exercise professional judgement and maintain professional skepticism throughout the audit. I also:

- Identify and assess the risks of material misstatement of the financial statements, whether due to fraud or error, design and perform audit procedures responsive to those risks, and obtain audit evidence that is sufficient and appropriate to provide a basis for my opinion. The risk of not detecting a material misstatement resulting from fraud is higher than for one resulting from error, as fraud may involve collusion, forgery, intentional omissions, misrepresentations, or the override of internal control.
- Obtain an understanding of internal control relevant to the audit in order to design audit procedures that are appropriate in the circumstances, but not for the purpose of expressing an opinion on the effectiveness of the Group's internal control.
- Evaluate the appropriateness of accounting policies used and the reasonableness of accounting estimates and related disclosures made by management.
- Conclude on the appropriateness of management's use of the going concern basis of accounting and, based on the audit evidence obtained, whether a material uncertainty exists related to events or conditions that may cast significant doubt on the Group's ability to continue as a going concern. If I conclude that a material uncertainty exists, I am required to draw attention in my auditor's report to the related disclosures in the financial statements or, if such disclosures are inadequate, to modify my opinion. My conclusions are based on the audit evidence obtained up to the date of my auditor's report. However, future events or conditions may cause the Group to cease to continue as a going concern.
- Evaluate the overall presentation, structure and content of the financial statements, including the disclosures, and whether the financial statements represent the underlying transactions and events in a manner that achieves fair presentation.
- Obtain sufficient appropriate audit evidence regarding the financial information of the entities or business activities within the Group to express an opinion on the consolidated financial statements. I am responsible for the direction, supervision and performance of the group audit. I remain solely responsible for my audit opinion.

I communicate with those charged with governance regarding, among other matters, the planned scope and timing of the audit and significant audit findings, including any significant deficiencies in internal control that I identify during my audit.

I am responsible for the audit resulting in this independent auditor's report.



**Rachada Yongsawadvanich**

Certified Public Accountant (Thailand) No. 4951

EY Office Limited  
Bangkok: 9 March 2018

United Overseas Bank (Thai) Public Company Limited

31 December 2017

# Financial Statements and Notes to Financial Statements



# Statements of Financial Position

As at 31 December 2017 and 2016

(Unit: Thousand Baht)

	Note	Consolidated financial statements		Separate financial statements	
		2017	2016	2017	2016
<b>Assets</b>					
Cash		4,681,785	5,188,718	4,681,785	5,188,718
Interbank and money market items - net	7	87,437,986	37,395,747	87,437,986	37,395,709
Derivatives assets	8	7,657,332	10,335,352	7,657,332	10,335,352
Investments - net	9	60,538,315	71,118,014	60,538,315	71,118,014
Investments in subsidiaries - net	10	-	-	61,750	176,250
Loans to customers and accrued interest receivables	11				
Loans to customers		350,592,536	318,706,377	350,592,536	318,706,377
Accrued interest receivables		1,125,923	902,150	1,125,923	902,150
Total loans to customers and accrued interest receivables		351,718,459	319,608,527	351,718,459	319,608,527
Less: Deferred revenue		(572,963)	(293,181)	(572,963)	(293,181)
Allowance for doubtful accounts	12	(9,996,591)	(9,441,784)	(9,996,591)	(9,441,784)
Loans to customers and accrued interest receivables - net		341,148,905	309,873,562	341,148,905	309,873,562
Properties foreclosed - net	13	284,159	412,441	284,159	412,441
Premises and equipment - net	14	9,793,819	9,506,739	9,782,354	9,500,510
Other intangible assets - net	15	1,085,144	1,042,810	1,082,017	1,038,070
Deferred tax assets - net	16.1	72,466	18,207	70,715	15,943
Deposits		1,856,857	5,055,347	1,856,837	5,037,133
Other assets - net	18	2,370,787	1,663,835	2,361,622	1,650,982
<b>Total assets</b>		<b>516,927,555</b>	<b>451,610,772</b>	<b>516,963,777</b>	<b>451,742,684</b>


The accompanying notes are an integral part of the financial statements.

# Statements of financial position

(continued)

(Unit: Thousand Baht)

	Note	Consolidated financial statements		Separate financial statements	
		2017	2016	2017	2016
<b>Liabilities and shareholders' equity</b>					
<b>Liabilities</b>					
Deposits	20	370,168,248	323,859,287	370,279,085	324,080,709
Interbank and money market items	21	52,124,270	36,886,591	52,124,270	36,886,591
Liabilities payable on demand		3,319,514	3,073,474	3,319,514	3,073,474
Derivatives liabilities	8	7,568,776	9,931,089	7,568,776	9,931,089
Debts issued and borrowings	22	21,555,753	18,591,210	21,555,753	18,591,210
Provisions for long-term employee benefits	23	1,610,513	1,572,091	1,602,131	1,561,856
Provisions for other liabilities	24	278,089	311,434	278,089	311,434
Accrued expenses		2,922,666	2,564,696	2,910,094	2,552,042
Guarantee deposits		1,875,694	3,327,926	1,877,404	3,329,265
Other liabilities	25	3,558,340	3,057,678	3,572,821	3,070,009
<b>Total liabilities</b>		<b>464,981,863</b>	<b>403,175,476</b>	<b>465,087,937</b>	<b>403,387,679</b>
<b>Shareholders' equity</b>					
<b>Share capital</b>					
Registered, issued and paid-up share capital 2,485,661,305 ordinary shares at par value of Baht 10 each		24,856,613	24,856,613	24,856,613	24,856,613
Other components of equity	26	3,773,324	3,846,466	3,773,324	3,846,466
<b>Retained earnings</b>					
<b>Appropriated</b>					
Statutory reserve	27	1,135,000	955,000	1,135,000	955,000
<b>Unappropriated</b>					
		22,179,945	18,738,916	22,110,903	18,696,926
Equity attributable to equity holders of the Bank		51,944,882	48,396,995	51,875,840	48,355,005
Non-controlling interests of the subsidiaries		810	38,301	-	-
<b>Total shareholders' equity</b>		<b>51,945,692</b>	<b>48,435,296</b>	<b>51,875,840</b>	<b>48,355,005</b>
<b>Total liabilities and shareholders' equity</b>		<b>516,927,555</b>	<b>451,610,772</b>	<b>516,963,777</b>	<b>451,742,684</b>



**Tan Choon Hin**

President and Chief Executive Officer




**Sanchai Apisaksirikul**

Director and Managing Director

The accompanying notes are an integral part of the financial statements.

# Statements of Comprehensive Income

For the years ended 31 December 2017 and 2016

		(Unit: Thousand Baht)			
		Consolidated financial statements		Separate financial statements	
	Note	2017	2016	2017	2016
			(Restated)		
<b>Profit or loss:</b>					
<b>Continuing operations</b>					
Interest income	38	20,873,667	19,531,642	20,873,667	19,531,657
Interest expenses	39	7,278,716	6,748,969	7,280,530	6,751,116
<b>Net interest income</b>		<b>13,594,951</b>	<b>12,782,673</b>	<b>13,593,137</b>	<b>12,780,541</b>
Fees and service income		4,048,081	3,934,853	4,048,081	3,934,853
Fees and service expenses		659,910	622,116	825,143	773,134
<b>Net fees and service income</b>	40	<b>3,388,171</b>	<b>3,312,737</b>	<b>3,222,938</b>	<b>3,161,719</b>
Net gains on trading and foreign exchange transactions	41	572,186	456,579	572,186	456,579
Net gains on investments	42	314,779	280,483	309,779	280,483
Dividend income		10,262	15,808	30,262	27,808
Gain on disposals of non-performing loans		118,350	-	118,350	-
Other operating income		213,743	187,155	228,903	203,156
<b>Total operating income</b>		<b>18,212,442</b>	<b>17,035,435</b>	<b>18,075,555</b>	<b>16,910,286</b>
<b>Operating expenses</b>					
Employee's expenses		5,032,854	4,753,528	4,959,683	4,671,841
Directors' remunerations		9,288	8,038	9,288	8,038
Premises and equipment expenses		1,583,896	1,215,186	1,576,793	1,210,594
Taxes and duties		739,382	683,931	739,222	683,771
Data processing charges		671,693	622,853	671,693	622,853
Other operating expenses		2,372,848	2,359,659	2,356,134	2,334,372
<b>Total operating expenses</b>		<b>10,409,961</b>	<b>9,643,195</b>	<b>10,312,813</b>	<b>9,531,469</b>
<b>Bad debts, doubtful accounts and impairment losses</b>	43	<b>3,399,971</b>	<b>3,004,850</b>	<b>3,399,971</b>	<b>3,004,850</b>
<b>Profits from operation before income tax expenses</b>		<b>4,402,510</b>	<b>4,387,390</b>	<b>4,362,771</b>	<b>4,373,967</b>
Income tax expenses	16.2	872,599	783,030	862,372	779,046
<b>Profits for the years from continuing operations</b>		<b>3,529,911</b>	<b>3,604,360</b>	<b>3,500,399</b>	<b>3,594,921</b>
<b>Discontinued operations</b>					
Profit (loss) for the years from discontinued operations - net of income tax expenses	17	(4,571)	161	-	-
<b>Profits for the years</b>		<b>3,525,340</b>	<b>3,604,521</b>	<b>3,500,399</b>	<b>3,594,921</b>

The accompanying notes are an integral part of the financial statements.

# Statements of Comprehensive Income

(continued)

(Unit: Thousand Baht)

	Note	Consolidated financial statements		Separate financial statements	
		2017	2016	2017	2016
<b>Other comprehensive income (loss)</b>	44		(Restated)		
<b>Continuing operations</b>					
Items to be recognised subsequently in profit or loss:					
Gains (losses) on revaluation of available-for-sale investments		27,602	(371,016)	27,602	(371,016)
Income tax revenue (expenses)		(5,521)	74,203	(5,521)	74,203
Items to be recognised subsequently in profit or loss					
- net of income taxes		22,081	(296,813)	22,081	(296,813)
Items not to be recognised subsequently in profit or loss:					
Actuarial gains (losses) on the defined benefit plans		(1,181)	146,771	(2,581)	145,402
Income tax revenue (expenses)		236	(29,354)	516	(29,080)
Items not to be recognised subsequently in profit or loss					
- net of income taxes		(945)	117,417	(2,065)	116,322
<b>Total other comprehensive income (loss) for the years from continuing operations</b>	16.3	21,136	(179,396)	20,016	(180,491)
<b>Discontinued operations</b>					
<b>Other comprehensive income for the years from discontinued operations</b>	17	-	161	-	-
<b>Total other comprehensive income for the years from discontinued operations</b>		-	161	-	-
<b>Total other comprehensive income (loss) for the years</b>		21,136	(179,235)	20,016	(180,491)
<b>Total comprehensive income</b>					
Total comprehensive income for the years from continuing operations		3,551,047	3,424,964	3,520,415	3,414,430
Total comprehensive income (loss) for the years from discontinued operations		(4,571)	322	-	-
<b>Total comprehensive income for the years</b>		3,546,476	3,425,286	3,520,415	3,414,430

The accompanying notes are an integral part of the financial statements.

# Statements of Comprehensive Income

(continued)

(Unit: Thousand Baht)

	Note	Consolidated financial statements		Separate financial statements	
		2017	2016	2017	2016
			(Restated)		
<b>Profits for the years attributable to:</b>					
Equity holders of the Bank					
Profits from continuing operations		3,529,911	3,604,360	3,500,399	3,594,921
Profits (losses) from discontinued operations		(3,580)	299	-	-
Profits attributable to the Bank		3,526,331	3,604,659	3,500,399	3,594,921
Non-controlling interests of the subsidiaries					
Profits from continuing operations		-	-		
Losses from discontinued operations		(991)	(138)		
Losses attributable to non-controlling interests of the subsidiaries		(991)	(138)		
		3,525,340	3,604,521		
<b>Total comprehensive income for the years attributable to:</b>					
Equity holders of the Bank					
Total comprehensive income from continuing operations		3,551,047	3,424,964	3,520,415	3,414,430
Total comprehensive income (loss) from discontinued operations		(3,580)	460	-	-
Total comprehensive income attributable to the Bank		3,547,467	3,425,424	3,520,415	3,414,430
Non-controlling interests of the subsidiaries					
Total comprehensive income from continuing operations		-	-		
Total comprehensive loss from discontinued operations		(991)	(138)		
Total comprehensive loss attributable to non-controlling interests of the subsidiaries		(991)	(138)		
		3,546,476	3,425,286		
<b>Earnings per share of equity holders of the Bank</b>					
Basic earnings per share (Baht)					
From continuing operations	35	1.42	1.45	1.41	1.45
From discontinued operations		-	-	-	-
		1.42	1.45	1.41	1.45



Tan Choon Hin

President and Chief Executive Officer




Sanchai Apisaksirikul

Director and Managing Director

The accompanying notes are an integral part of the financial statements.

# Statements of Changes in Shareholders' Equity

For the years ended 31 December 2017 and 2016

(Unit: Thousand Baht)

	Consolidated financial statements							
	Equity attributable to equity holders of the Bank				Total equity			
	Other components of equity		Retained earnings		attributable to equity holders of the Bank		Non-controlling interests of the subsidiaries	
Issued and paid-up share capital	Revaluation surplus on assets	Revaluation surplus on investments	Appropriated - statutory reserve	Unappropriated			Total	
<b>Beginning balance as of 1 January 2016</b>	24,856,613	3,774,701	395,130	755,000	15,190,167	44,971,611	38,399	45,010,010
Decrease due to disposal and amortisation of revaluation surplus on assets	-	(26,552)	-	-	26,552	-	-	-
Profit (loss) for the year	-	-	-	-	3,604,659	3,604,659	(138)	3,604,521
Other comprehensive income (loss) for the year	-	-	(296,813)	-	117,538	(179,275)	40	(179,235)
Total comprehensive income (loss) for the year	-	-	(296,813)	-	3,722,197	3,425,384	(98)	3,425,286
Appropriated retained earnings to be statutory reserve	-	-	-	200,000	(200,000)	-	-	-
<b>Ending balance as of 31 December 2016</b>	24,856,613	3,748,149	98,317	955,000	18,738,916	48,396,995	38,301	48,435,296
<b>Beginning balance as of 1 January 2017</b>	24,856,613	3,748,149	98,317	955,000	18,738,916	48,396,995	38,301	48,435,296
Decrease due to disposal and amortisation of revaluation surplus on assets	-	(95,223)	-	-	95,643	420	-	420
Profit (loss) for the year	-	-	-	-	3,526,331	3,526,331	(991)	3,525,340
Other comprehensive income (loss) for the year	-	-	22,081	-	(945)	21,136	-	21,136
Total comprehensive income (loss) for the year	-	-	22,081	-	3,525,386	3,547,467	(991)	3,546,476
Decrease in non-controlling interests of the subsidiaries	-	-	-	-	-	-	(36,500)	(36,500)
Appropriated retained earnings to be statutory reserve	-	-	-	180,000	(180,000)	-	-	-
<b>Ending balance as of 31 December 2017</b>	24,856,613	3,652,926	120,398	1,135,000	22,179,945	51,944,882	810	51,945,692

The accompanying notes are an integral part of the financial statements.



# Statements of Changes in Shareholders' Equity

(continued)

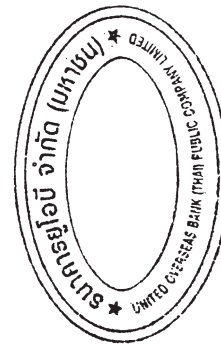
(Unit: Thousand Baht)

	Separate financial statements						Total
	Other components of equity			Retained earnings			
	Issued and paid-up share capital	Revaluation surplus on assets	Revaluation surplus on investments	Appropriated - statutory reserve	Unappropriated		
<b>Beginning balance as of 1 January 2016</b>	24,856,613	3,774,701	395,130	755,000	15,159,131	44,940,575	
Decrease due to disposal and amortisation of revaluation surplus on assets	-	(26,552)	-	-	-	26,552	
Profit for the year	-	-	-	-	3,594,921	3,594,921	
Other comprehensive income (loss) for the year	-	-	(296,813)	-	116,322	(180,491)	
Total comprehensive income (loss) for the year	-	-	(296,813)	-	3,711,243	3,414,430	
Appropriated retained earnings to be statutory reserve	-	-	-	200,000	(200,000)	-	
<b>Ending balance as of 31 December 2016</b>	24,856,613	3,748,149	98,317	955,000	18,696,926	48,355,005	
<b>Beginning balance as of 1 January 2017</b>	24,856,613	3,748,149	98,317	955,000	18,696,926	48,355,005	
Decrease due to disposal and amortisation of revaluation surplus on assets	-	(95,223)	-	-	-	95,643	
Profit for the year	-	-	-	-	3,500,399	3,500,399	
Other comprehensive income (loss) for the year	-	-	22,081	-	(2,065)	20,016	
Total comprehensive income (loss) for the year	-	-	22,081	-	3,498,334	3,520,415	
Appropriated retained earnings to be statutory reserve	-	-	-	180,000	(180,000)	-	
<b>Ending balance as of 31 December 2017</b>	24,856,613	3,652,926	120,398	1,135,000	22,110,903	51,875,840	



**Tan Choon Hin**

President and Chief Executive Officer




**Sanchai Apisaksirikul**

Director and Managing Director

The accompanying notes are an integral part of the financial statements.

# Statements of Cash Flows

For the years ended 31 December 2017 and 2016

	(Unit: Thousand Baht)			
	Consolidated financial statements		Separate financial statements	
	2017	2016	2017	2016
<b>Cash flows from operating activities</b>		(Restated)		
Profits before income tax expenses from continuing operations	4,402,510	4,387,390	4,362,771	4,373,967
Profits (losses) before income tax expenses from discontinued operations	(4,317)	23	-	-
Profits before income tax expenses	4,398,193	4,387,413	4,362,771	4,373,967
Adjustments to reconcile profits from operation before income tax expenses to net cash provided by (paid from) operating activities:				
Depreciation	671,233	361,639	667,356	359,913
Amortisation and losses on assets written off	248,429	210,480	246,816	207,595
Unrealised gains on revaluation of trading investments	(3,216)	(107)	(3,216)	(107)
Reversal on impairment losses on investments	(7,091)	-	(2,091)	-
Bad debts, doubtful accounts and impairment losses	2,678,872	3,414,350	2,678,872	3,414,350
Impairment losses on properties foreclosed and other assets (reversal)	(3,240)	50,661	(3,240)	50,661
Gains on disposals of investments	(307,687)	(280,483)	(307,687)	(280,483)
Gains on disposals of premises and equipment	(18,792)	(145)	(17,718)	(145)
Gains on exchange	(153,384)	(726,056)	(153,384)	(726,056)
Decrease in accrued other income	18,660	36,420	18,706	33,838
Increase in provisions for long-term employee benefits	155,081	172,221	155,533	170,340
Increase (decrease) in provisions for other liabilities	(33,345)	60,229	(33,345)	60,229
Increase (decrease) in accrued other expenses	307,371	(5,301)	309,645	(4,300)
Net interest income	(13,594,951)	(12,782,684)	(13,593,137)	(12,780,541)
Dividend income	(10,262)	(15,808)	(30,262)	(27,808)
Cash received on interest income	20,753,696	19,374,114	20,753,696	19,374,009
Cash received on dividend income	10,262	15,808	10,262	15,808
Cash paid on interest expenses	(7,257,285)	(6,581,326)	(7,259,433)	(6,583,436)
Cash paid on income taxes	(873,243)	(589,680)	(867,173)	(586,040)
<b>Income from operating activities before changes in operating assets and liabilities</b>	<b>6,979,301</b>	<b>7,101,745</b>	<b>6,932,971</b>	<b>7,071,794</b>

The accompanying notes are an integral part of the financial statements.

# Statements of Cash Flows

(continued)

	(Unit: Thousand Baht)			
	Consolidated financial statements		Separate financial statements	
	2017	2016	2017	2016
		(Restated)		
(Increase) decrease in operating assets				
Interbank and money market items	(50,027,441)	3,968,285	(50,027,478)	3,968,238
Trading investments	(8,555,064)	5,524,520	(8,555,064)	5,524,520
Derivatives assets	7,704,308	6,286,992	7,704,308	6,286,992
Loans to customers	(33,969,178)	(29,454,784)	(33,969,178)	(29,454,784)
Properties foreclosed	198,038	92,860	198,038	92,860
Other assets	2,213,026	(2,076,491)	2,193,085	(2,067,952)
Increase (decrease) in operating liabilities				
Deposits	46,503,419	21,738,935	46,392,834	21,757,180
Interbank and money market items	15,282,056	(13,301,411)	15,282,056	(13,301,411)
Liabilities payable on demand	246,653	707,452	246,653	707,452
Derivatives liabilities	(7,827,679)	(6,071,841)	(7,827,679)	(6,071,841)
Provisions for long-term employee benefits	(117,840)	(140,664)	(117,840)	(140,664)
Other liabilities	(972,871)	1,319,111	(970,016)	1,310,263
<b>Net cash used in operating activities</b>	<b>(22,343,272)</b>	<b>(4,305,291)</b>	<b>(22,517,310)</b>	<b>(4,317,353)</b>
<b>Cash flows from investing activities</b>				
Proceeds from sales of investments	148,964,187	35,355,017	148,964,187	35,355,017
Cash paid for investments	(129,368,471)	(35,876,658)	(129,368,471)	(35,876,658)
Dividend received from subsidiary	-	-	20,000	12,000
Cash received from liquidation of a subsidiary	-	-	109,500	-
Decrease in non-controlling interests of the subsidiary	(36,500)	-	-	-
Proceeds from sales of premises and equipment	18,840	172	17,724	151
Purchases of premises and equipment	(980,624)	(1,444,708)	(971,470)	(1,444,652)
Purchases of other intangible assets	(261,093)	(267,958)	(261,093)	(267,931)
<b>Net cash provided by (used in) investing activities</b>	<b>18,336,339</b>	<b>(2,234,135)</b>	<b>18,510,377</b>	<b>(2,222,073)</b>


The accompanying notes are an integral part of the financial statements.

# Statements of Cash Flows

(continued)

(Unit: Thousand Baht)

	Consolidated financial statements		Separate financial statements	
	2017	2016	2017	2016
		(Restated)		
<b>Cash flows from financing activities</b>				
Cash received on long-term debts issued and borrowings	6,000,000	10,000,000	6,000,000	10,000,000
Cash paid on long-term debts issued and borrowings	(2,500,000)	(3,500,000)	(2,500,000)	(3,500,000)
<b>Net cash provided by financing activities</b>	<b>3,500,000</b>	<b>6,500,000</b>	<b>3,500,000</b>	<b>6,500,000</b>
<b>Net decrease in cash and cash equivalents</b>	<b>(506,933)</b>	<b>(39,426)</b>	<b>(506,933)</b>	<b>(39,426)</b>
Cash and cash equivalents as at 1 January	5,188,718	5,228,144	5,188,718	5,228,144
<b>Cash and cash equivalents as at 31 December</b>	<b>4,681,785</b>	<b>5,188,718</b>	<b>4,681,785</b>	<b>5,188,718</b>
<b>Supplemental disclosures of cash flows information</b>				
Non-cash items:				
Properties foreclosed in settlement of loans to customers	59,634	127,156	59,634	127,156



**Tan Choon Hin**

President and Chief Executive Officer




**Sanchai Apisaksirikul**

Director and Managing Director

The accompanying notes are an integral part of the financial statements.

# Notes to Financial Statements

For the years ended 31 December 2017 and 2016

## 1. Corporate information

United Overseas Bank (Thai) Public Company Limited (“the Bank”) was public company incorporated under Thai law and domiciled in Thailand. The Bank has been operated mainly commercial banking business and its registered office is located at No. 191 South Sathon Road, Sathon District, Bangkok. As at 31 December 2017, the Bank conducts its business through a network of 154 branches throughout all regions in Thailand (31 December 2016: 153 branches). Its major shareholder is United Overseas Bank Limited, a company registered in Singapore.

Subsidiary was incorporated as limited company under Thai law and have been operating its business in Thailand. Its principal business is debt collection services.

## 2. Basis of preparation of financial statements

### 2.1 Basis of preparation of financial statements

The financial statements for the year ended 31 December 2017 have been prepared in accordance with Thai Financial Reporting Standards enunciated under the Accounting Professions Act B.E. 2547 and with reference to the principles stipulated by the Bank of Thailand (“BOT”) and the presentation of the financial statements has been made in compliance with BOT’s Notification regarding “Preparation and Announcement of Financial Statements of Commercial Banks and Parent Companies of Financial Holding Groups”, dated 4 December 2015.

The financial statements have been prepared on a historical cost basis except otherwise disclosed in Note 4 to the financial statements regarding a summary of significant accounting policies.

The financial statements in Thai language are the official statutory financial statements of the Bank. The financial statements in English language have been translated from such financial statements in Thai language.

### 2.2 Basis of consolidation

(a) These consolidated financial statements include the financial statements of the Bank and the following subsidiaries:

Company name	Business type	Country of registration	Percentage of shares held by the Bank as at		Percentage of total assets included in consolidated assets as at		Percentage of profits included in consolidated profits for the years ended	
			31 December 2017	2016	31 December 2017	2016	2017	2016
UOB Bullion and Futures (Thai) Co., Ltd.	Liquidation	Thailand	75.00	75.00	-	-	-	0.07
UOB Services Co., Ltd.	Debt Collection Services	Thailand	99.99	99.99	-	0.01	-	-

UOB Bullion and Futures (Thai) Co., Ltd., (a subsidiary) registered the dissolution of the business with the Ministry of Commerce on 20 November 2017. The consolidated financial statements for the years ended 31 December 2017 included the operating results of UOB Bullion and Futures (Thai) Co., Ltd. from 1 January 2017 to 31 December 2017 because the Bank still exercises control over this subsidiary. The Bank separately presented the operating results of the subsidiary under the line item of “Profit (loss) for the year from discontinued operation - net of income taxes” in the consolidate statements of comprehensive income for the years ended 31 December 2017 and 2016. Details were as disclosed in Note 17 to the financial statements.

(b) The Bank is deemed to have control over investee companies or subsidiaries if it has rights, or is exposed, to variable returns from its involvement with the investee, and it has the ability to direct the activities that affect the amount of its returns.

# Notes to Financial Statements

(Continued)

- (c) Subsidiaries are entities in which the Bank has control over the financial and operating policies of those entities. Subsidiaries are fully consolidated from the date of acquisition, being the date on which the Bank obtains control, and continue to be consolidated until the date when such control ceases. The effects to the consolidated financial statements of all significant transactions between the Bank and its subsidiaries are eliminated in the consolidated financial statements, including investments in subsidiaries and share capital of subsidiaries.
- (d) The financial statements of the subsidiaries are prepared having the same reporting period and using the same significant accounting policies as those of the Bank.
- (e) The Bank's financial statements include the accounts of all branches after elimination of significant inter-branch transactions and balances.
- (f) Non-controlling interests represent the portion of net profit or loss and net assets of the subsidiaries that are not held by the Bank and are presented separately in the consolidated statements of comprehensive income and within equity in the consolidated statements of financial position.

## 2.3 Separate financial statements

The Bank prepares its separate financial statements, which present investments in subsidiaries under the cost method.

## 3. New financial reporting standards

### 3.1 Financial reporting standards that became effective in the current year

During the year, the Bank and its subsidiaries have adopted the revised (revised 2016) and new financial reporting standards and accounting treatment guidance issued by the Federation of Accounting Professions which become effective for fiscal years beginning on or after 1 January 2017. These financial reporting standards were aimed at alignment with the corresponding International Financial Reporting Standards, with most of the changes directed towards revision of wording and terminology, and provision of interpretations and accounting guidance to users of standards. The adoption of these financial reporting standards does not have any significant impact on the Bank's and its subsidiaries' financial statements.

### 3.2 Financial reporting standard that will become effective in the future

During the year, the Federation of Accounting Professions issued a number of the revised financial reporting standards and interpretations (revised 2017) which is effective for fiscal years beginning on or after 1 January 2018. These financial reporting standards were aimed at alignment with the corresponding International Financial Reporting Standards with most of the changes directed towards revision of wording and terminology, and provision of interpretations and accounting guidance to users of standards. The management of the Bank and its subsidiaries believe that the revised financial reporting standards and interpretations will not have any significant impact on the financial statements when they are initially applied.

## 4. Summary of significant accounting policies

Significant accounting policies adopted by the Bank and its subsidiaries are summarised below.

### 4.1 Revenue recognition

#### (a) Interest and discount on loans

The Bank recognises interest on loans as revenue on an accrual basis and will stop accrual of interest when the debtor has defaulted for more than three months regardless of whether the loans are fully collateralised and recognises interest on such loans on a cash basis, which is in accordance with the BOT's guidelines. In addition, interest accrued in arrears for three months is reversed against interest income.

If loans are restructured, the Bank recognises interest income on a cash basis, and will resume to recognise interest as revenue on an accrual basis only when the criteria per the BOT's guideline are met.

Interest income on loans under litigation process and receivables purchased is recognised as revenue on a cash basis.

Discounts received in advance in respect of bills purchased and other unearned interest income are recognised as revenue on an accrual basis over the terms of the bills.

# Notes to Financial Statements

(Continued)

(b) Hire purchase and financial lease income recognition

Interest on hire-purchase and financial lease receivables is recognised as revenue over the installment periods, using the effective interest rate method. It is recognised when the installments fall due irrespective of actual collection is made. When receivables are longer than three months past due, the Bank stops recognition of interest and the then-interest accrued in arrears will be reversed against interest income.

Rental fees under operating lease agreements and car rental are recognised as revenue over the terms of lease agreements, except for interest on receivables, which are overdue longer than three months, are recognised as revenue on a cash basis.

(c) Revenues from factoring are recognised on an accrual basis except for receivables, which are overdue longer than three months, interest is recognised as revenue on a cash basis.

(d) Brokerage fees and service fees on derivatives trading are recognised as revenue on the transaction dates.

(e) Gains (losses) on securities and derivatives trading are recognised as revenues or expenses on transaction dates.

(f) Interest and dividends on investments

Interest on investments is recognised as revenue on an accrual basis based on the effective interest rate. Dividends are recognised as revenue when the right to receive the dividend is established.

(g) Fees and other service fees are recognised as revenues on an accrual basis.

## 4.2 Expenses recognition

The Bank and its subsidiaries recognise expenses on an accrual basis.

## 4.3 Cash

Cash is the amount included in the statements of financial position under the caption of cash, which consists of cash on hand and cheques in transit.

## 4.4 Securities purchased under resale agreements/securities sold under repurchase agreements

The Bank enters into agreements with private entities to purchase/sell securities whereby there is an agreement to resell/repurchase the securities at certain dates in the future and at fixed prices. Amounts paid for the securities purchased under resale agreement are presented as assets under the caption of "Interbank and money market items" in the statements of financial position, and the underlying securities are treated as collateral to such receivables, while securities sold under repurchase agreement are presented as liabilities under the caption of "Interbank and money market items" in the statement of financial position at the amounts received from the sale of those securities, and the underlying securities are treated as collateral.

## 4.5 Investments

The Bank and its subsidiaries classify investments in all types of debt securities and marketable equity securities as either trading investments, available-for-sale investments, or held-to-maturity investments, and classify non-marketable equity securities as general investments.

Trading investments are stated at fair value. Change in the fair value of these investments are recorded as revenue or expense in profit or loss.

Available-for-sale investments are stated at fair value. Change in the fair value of these investments are recorded in other comprehensive income or loss and will then be recognised in profit or loss when the investments are sold.

# Notes to Financial Statements

(Continued)

Held-to-maturity investments are stated at amortised cost net of allowance for impairment. Any impairment loss is charged to profit or loss.

General investments are stated at cost net of allowance for impairment (if any). Impairment loss is charged to profit or loss.

Purchases and sales of investments in debt securities are recorded on settlement dates.

Realised gains or losses on disposals of investments are recognised in profit or loss when they are disposed of, using the weighted average method in determining costs of the disposed investments.

Interest on investments in debt securities is recognised as revenue on an accrual basis. Premiums and discounts arising on the acquisition of investments are amortised or accreted against interest income in profit or loss based on the effective yield rate over the term of the investments.

Revenue from equity investments and other non-fixed income investments is recognised as dividend income when the right to receive the dividend is established.

Fair values of investments are calculated on the following basis:

- (i) For government and state enterprises bonds, fair value is, calculated based on the average latest bidding price posted on the Thai Bond Market Association.
- (ii) For marketable domestic equity securities, fair value is the last bid price quoted on The Stock Exchange of Thailand on the last business day of the year. For marketable foreign equity securities, fair value is the last bid price quoted in the stock market in the country in which such securities are traded.
- (iii) For investment units, the fair value is determined using the Net Assets Value (NAV) per unit announced on the reporting period-end dates.
- (iv) For private enterprises debt securities, the average latest bid price posted on the Thai Bond Market Association is used as the fair value adjusted with an appropriate risk premium.

In the event that the Bank reclassifies investments from one type to another, such investments are readjusted to their fair value on the date of reclassification. The difference between the carrying value and the fair value on the date of reclassification is recorded as gain or loss in profit or loss or recorded as other comprehensive income (loss), depending on the type of investment which is reclassified.

## 4.6 Investments in subsidiaries

Investments in subsidiaries as presented in the separate financial statements are stated at cost net of allowance for impairment (if any). Losses on impairment are recognised as expenses in profit or loss.

## 4.7 Loans to customers

Loans to customers include overdrafts, termed loans, trade bills, hire purchase and financial lease receivables and other loans. All items categorised under loans to customers (except for hire purchase and financial lease receivables and overdrafts) are presented at the principal amount outstanding, net of unearned discounts received in advance. Accrued interest receivables on all items categorised under loans to customers are presented separately as a single line item in the statements of financial position.

Hire purchase and financial lease receivables are stated at the outstanding balances per contract values net of outstanding balances of deferred revenue, which are presented after netting deferred commission expenses and initial direct cost on the inception of the hire-purchase agreements and advances received from debtors under financial lease agreements.

Overdrafts are stated at the drawn amounts together with any accrued interest receivables.

Loans purchased by or transferred to the Bank are stated at acquisition costs, after netting allowance for impairment loss.



# Notes to Financial Statements

(Continued)

## 4.8 Allowance for doubtful accounts

The Bank provides allowance for doubtful accounts on loans to customers in accordance with the Notifications of the BOT and adjusts the allowance by any additional amounts that are expected to be uncollectible, based on an analysis and evaluation of the current status of the debtors, the credit risk of the debtors, collateral, historical loss and management's experience. Additional allowances (reversals of allowances) are recognised to increase (decrease) expenses during the years.

For loans to customers classified as pass (including restructured receivables) and special mention, the Bank records provision at rates of not less than 1% and 2% respectively, of the loan balances (excluding accrued interest receivables) net of collateral values, in accordance with the BOT's guideline, and adjusts the allowance taking into consideration the probability of default and the loss given default whereby parameters and assumptions have been reviewed and monitored on an ongoing basis to ensure they remain applicable.

For non-performing loans, the Bank records allowance for doubtful accounts at 100% of the loan balances remaining after deducting the present value of expected future cash inflows from debt collection or from collateral disposal, with the discount rate and the expected period of collateral disposal being set with reference to the BOT's guidelines.

For unsecured consumer loans, the collective approach is applied based on historical loss experience of each customer group.

Allowance for doubtful accounts on other receivables is provided for the estimated losses that may be incurred in the collection of receivables based on the review of current status of receivables outstanding at the end of reporting periods.

Bad debts are written off during the periods in which the Bank considers that they are uncollectible as approved by the Special Asset Management Credit Committee and are accounted for by deducting from the allowance for doubtful accounts. All bad debt recovered are recognised as revenue on a cash basis and is presented as an offset transaction to bad debts and doubtful accounts in profit or loss.

The Bank has a policy to write off unsecured consumer loans that are overdue longer than 180 days. Those unsecured consumer loans comprise of credit card receivables and other unsecured personal loans.

## 4.9 Troubled debt restructuring

The Bank restructures loans by means of receiving the transfer of assets, or equity in settlement of loans to customers and modifying terms of loan repayments.

Loans restructured through a modification of terms of loan repayments are stated at the present value of cash expected to be received after modification of terms of loan repayments using discount rates equivalent to the market interest rates applicable at the time of the restructuring. The lower of the fair value of the loan as at the restructuring date and its respective book value is accounted for as revaluation allowance for debt restructuring, which is then amortised to profit or loss as interest income based on the amount received over the remaining periods of the restructuring agreement.

In cases where the troubled debt restructuring involves the transfer of assets or equity, the Bank records the assets or equity interest received as a result of debt restructuring at their fair value (based on the value appraised by internal appraisers or independent external appraisers) providing that the value recorded shall not exceed the amount of principal legally claimable from the debtor (including interest of which recognition has ceased until the restructuring date). Any excess of the fair value of the assets over the book value of outstanding loan is recognised as interest income in profit or loss.

Losses arising from debt restructuring through waivers of part of principal or recorded accrued interest receivable are recognised in profit or loss when incurred.

# Notes to Financial Statements

(Continued)

## 4.10 Properties foreclosed

Properties foreclosed of the Bank are stated at the lower of cost and net realisable value. Net realisable value is determined by using the latest appraisal value, taking into consideration selling expenses, and in accordance with the BOT's guidelines. Properties foreclosed, which have been received as a result of a debt/asset swap are recorded at the lower of the legally claimable value of the loan or the net realisable value of the foreclosed properties.

Losses on impairment are charged to profit or loss. Gains or losses on the sale of properties foreclosed are recognised only when such properties are sold.

## 4.11 Premises and equipment and depreciation

Land is stated at cost or reappraised value. Buildings are stated at cost or reappraised value less accumulated depreciation and allowance for impairment loss (if any). Equipment is stated at cost less accumulated depreciation and allowance for impairment loss (if any).

Depreciation is calculated by reference to their cost or reappraised value on a straight-line basis over the following estimated useful lives for each type of assets:

Buildings	-	50 years
Building improvement	-	10 years
Equipment	-	3 years 5 years 10 years and 25 years

No depreciation is determined for land and assets under construction/installation.

Premises are initially recorded at cost and then subsequently revalued by the independent appraisers to their fair value in accordance with the guidelines announced by the BOT. The Bank's policy is to revalue these assets every 3 - 5 years in order that their carrying value at the end of reporting period does not differ materially from their fair value.

Differences arising from revaluation are dealt with as follows:

- When the carrying value of asset is increased as a result of a revaluation, the increase is credited directly to other comprehensive income (loss) and the cumulative increase is recognised in shareholders' equity as "Revaluation surplus on assets", presented as a part of other components of shareholders' equity in statements of financial position. However, if the asset was previously devalued and the Bank used to recognise such a revaluation decrease as an expense in profit or loss, a revaluation increase from this revaluation is then recognised as a revenue to the extent that it reverses a revaluation decrease in respect of the same asset previously recognised as an expense.
- When the carrying value of asset is decreased as a result of a revaluation, the decrease is recognised as an expense in profit or loss. However, if the asset was previously revalued and still has the outstanding revaluation surplus left in "Revaluation surplus on assets", the revaluation decrease is then charged to the other comprehensive income (loss) to the extent that it does not exceed on amount already held in "Revaluation surplus on assets" in respect of the same assets.

Amortisation of the revaluation surplus on assets is charged directly against retained earnings.

The revaluation surplus on assets can neither be used to offset against deficit nor for dividend distribution.

An item of premises and equipment is derecognised upon disposal or when no future economic benefits are expected from its use or disposal. Any gain or loss arising on disposal of an asset (calculated as the difference between the net disposal proceeds and the carrying amount of the asset) is included in profit or loss when the asset is derecognised.

## 4.12 Leasehold rights

Leasehold rights are stated at cost less accumulated amortisation under the heading of "Other assets" in statements of financial position. Leasehold rights are amortised on a straight-line basis over the lease periods and the amortisation amounts are recognised as expenses in profit or loss.

# Notes to Financial Statements

(Continued)

## 4.13 Other intangible assets and amortisation

Other intangible assets are carried at cost less accumulated amortisation and allowance for impairment loss (if any).

Other intangible assets with finite lives are amortised on a systematic basis over the economic useful life and tested for impairment whenever there is an indication that the intangible asset may be impaired. The amortisation period and the amortisation method of such intangible assets are reviewed at least at each financial year-end. The amortisation expense is charged to profit or loss.

Other intangible assets with finite useful lives are application softwares, which have estimated useful lives of 10 years.

## 4.14 Provisions for other liabilities

Provisions for other liabilities are recognised when the Bank and its subsidiaries have a present obligation as a result of a past event and it is probable that an outflow of resources embodying economic benefits will be required to settle the obligation. In the event that the amount cannot be clearly identifiable, then an estimate of such obligation is made.

## 4.15 Impairment of assets

At each reporting date, the Bank and its subsidiaries perform impairment reviews in respect of an asset whenever events or changes in circumstances indicate that an asset may be impaired. An impairment loss is recognised when the recoverable amount of an asset, which is the higher of the asset's fair value less costs to sell and its value in use, is less than the carrying amount. In determining value in use, the estimated future cash flows are discounted to their present value using a pre-tax discount rate that reflects current market assessments of the time value of money and the risks specific to the asset. In determining fair value less costs to sell, an appropriate valuation model is used. These calculations are corroborated by a valuation model that, based on information available, reflects the amount that the Bank and its subsidiaries could obtain from the disposal of the asset in an arm's length transaction between knowledgeable, willing parties, after deducting the costs of disposal.

An impairment loss is recognised in profit or loss. However in cases where premises were previously revalued and the revaluation surplus was taken to equity, a part of such impairment loss is recognised in equity up to the amount of the revaluation surplus previously recognised.

In the assessment of asset impairment, if there is any indication that previously recognised impairment loss may no longer exist or may have decreased, the Bank and its subsidiaries estimate the asset's recoverable amount. A previously recognised impairment loss is reversed only if there has been a change in the assumptions used to determine the asset's recoverable amount since the last impairment loss was recognised. The increased carrying value of the asset attributable to a reversal of an impairment loss shall not exceed the carrying value that would have been determined had no impairment loss been recognised for the asset in prior periods. Such reversal is recognised in profit or loss unless the asset is carried at a revalued amount, in which case the reversal, which exceeds the carrying value that would have been determined, is treated as a revaluation increase.

## 4.16 Employee benefits

### (a) Short-term benefits

Salaries, wages, bonuses and contributions to the social security fund are recognised as expenses when incurred.

Leave entitlements are recognised when they accrue to employees. Provision for leave entitlements is made based on contractual terms, with adjustment for expected attrition.

### (b) Post-employment benefits

#### *Defined contribution plans*

The Bank, its subsidiaries and their employees established the provident funds under the Provident Fund Act B.E. 2530. According to the funds' regulations, every employee, after the probation period, is entitled to apply for membership. The employees contribute to the fund at the rate of 2%, 5%, 6%, 10% or 15% of their basic salary and the Bank and its subsidiaries contribute to the funds at the rate of 5% - 6% of their basic salary. The employees are entitled to the benefits upon termination of employment in accordance with the rules of the funds, except when termination of employment is due to violations of the rules and regulations of the Bank and its subsidiaries.

# Notes to Financial Statements

(Continued)

The funds set up by the Bank and its subsidiaries are managed independently by UOB Asset Management (Thailand) Co., Ltd. Therefore, these funds do not appear in the consolidated and separate statements of financial position.

The Bank's and its subsidiaries's contributions are recognised as expenses when incurred.

## *Defined benefit plan and other defined benefit plan*

The Bank and its subsidiaries have severance payment obligations to employees upon retirement under labor law. The Bank and its subsidiaries treat these severance payments as the defined benefit plan. In addition, the Bank and its subsidiaries also has other long-term employment benefit scheme for employees of the Bank under the previous name of "Bank of Asia Public Co., Ltd.," who joined the Bank prior to 16 May 2005 and have been employed for at least 15 years, the benefits of which are based on the latest month's salary and the number of years of service. Employees will receive half of this other long-term employment benefits when they resign or will receive it in full when they retire. The Bank and its subsidiaries treats these benefits to be other long-term defined benefit plan.

The defined benefit plan obligations are determined by a professionally qualified independent actuary using the projected unit credit method.

Actuarial gains and losses arising from the defined benefit plan and other long-term benefit plan are recognised in other comprehensive income or loss.

## 4.17 Operating leases

Leases of assets where a significant portion of the risks and rewards of ownership are retained by the lessor are classified as operating leases. Operating lease payments are recognised as an expense in profit or loss on a straight line basis over the lease terms.

## 4.18 Share-based payments

The cost of the share-based payment plan of United Overseas Bank Limited ("major shareholder") will be invoiced by the major shareholder, and the Bank will record the invoiced amounts as a liability in statements of financial position, and recognise them as an expense in profit or loss over the vesting period as defined in the plan.

## 4.19 Income taxes

Income tax expenses represent the sum of corporate income taxes currently payable and deferred income taxes.

### (a) Current income taxes

Current income taxes are provided in the accounts at the amount expected to be paid to the taxation authorities, based on taxable profits determined in accordance with tax legislation.

### (b) Deferred income taxes

Deferred income taxes are provided on temporary differences between the tax bases of assets and liabilities and their carrying amounts at the end of each reporting period, using the tax rates enacted at the end of the reporting periods.

The Bank and its subsidiaries recognise deferred tax liabilities for all taxable temporary differences and recognise deferred tax assets for all deductible temporary differences including tax losses carried forward to the extent that it is probable that future taxable profit will be available against which such deductible temporary differences and tax losses carried forward can be utilised.

At each reporting date, the Bank and its subsidiaries review and reduce the carrying value of deferred tax assets to the extent that it is no longer probable that sufficient taxable profit will be available to allow all or a part of the deferred tax assets to be utilised.

The Bank and its subsidiaries record deferred tax directly to shareholders' equity if the taxes relate to items that are recorded directly to shareholders' equity.

# Notes to Financial Statements

(Continued)

## 4.20 Foreign currencies

The consolidated and separate financial statements are presented in Baht, which is also the Bank's and its subsidiaries' functional currency. Items included in the consolidated financial statements of each entity are measured using that functional currency.

Transactions in foreign currencies are translated into Baht at the exchange rates ruling at the dates of the transactions. Monetary assets and liabilities denominated in foreign currencies and commitments, which are limited to forward exchange contracts and currency swap contracts, outstanding at the end of reporting periods are translated into Baht at the exchange rates ruling by the BOT at the end of reporting periods.

Gains and losses on exchange are recognised in profit or loss.

## 4.21 Financial derivatives

Financial derivative contracts are recorded as commitments. At the end of the reporting periods, outstanding financial derivative contracts are valued at fair value with the changes in their fair value are recognised in profit or loss. The unrealised gains or losses on outstanding financial derivative contracts are presented as derivative assets or liabilities in the statements of financial position.

## 4.22 Interbank and money market items (Assets/Liabilities)

The Bank recognises and derecognises such items in the financial statements on the settlement dates.

## 4.23 Fair value measurement

Fair value is the price that would be received to sell an asset or paid to transfer a liability in an orderly transaction between buyer and seller (market participants) at the measurement date. The Bank and its subsidiaries apply a quoted market price in an active market to measure their assets and liabilities that are required to be measured at fair value by relevant financial reporting standards, except when there is no active market of an identical asset or liability or when a quoted market price is not available, the Bank and its subsidiaries measure fair value using valuation technique that are appropriate in the circumstances and maximise the use of relevant observable inputs related to assets and liabilities that are required to be measured at fair value.

All assets and liabilities for which fair value is measured or disclosed in the financial statements are categorised within the fair value hierarchy into three levels based on categories of input to be used in fair value measurement as follows:

Level 1 - Use of quoted market prices in an observable active market for such assets or liabilities

Level 2 - Use of other observable inputs for such assets or liabilities, whether directly or indirectly

Level 3 - Use of unobservable inputs such as estimates of future cash flows

At the end of each reporting period, the Bank and its subsidiaries determine whether transfers have occurred between levels within the fair value hierarchy for assets and liabilities held at the end of the reporting period that are measured at fair value on a recurring basis.

## 5. Significant accounting judgements and estimates

The preparation of financial statements in conformity with Financial Reporting Standards at times requires management to make subjective judgements and estimates regarding matters that are inherently uncertain. These judgements and estimates affect reported amounts and disclosures; and actual results could differ from these estimates. Significant judgements and estimates are as follows:

# Notes to Financial Statements

(Continued)

## 5.1 Allowance for doubtful accounts on loans to customers and accrued interest receivables

Allowance for doubtful accounts on loans to customers and accrued interest receivables is intended to adjust the value of loans and receivables for probable credit losses. The management uses judgement to establish allowance for doubtful accounts that may be incurred on outstanding loans to customers when there is any doubt about the debtor's capacity to repay the principal and/or the interest. The allowance for doubtful accounts is determined through a combination of specific debtor reviews, probability of default and estimation based on historical experiences, taking into accounts change in the value of collateral and current economic conditions, in accordance with the BOT's guidelines.

## 5.2 Fair value of financial instruments

In determining the fair value of financial instruments recognised in the statement of financial position that are not actively traded and for which quoted market prices are not readily available, the management exercised judgement, using a variety of valuation techniques and models. The input to these models is taken from observable markets, and includes consideration of credit risk (the Bank and its counterparties), liquidity, correlation and long-term volatility of financial instruments. Change in assumptions about these factors could affect the fair value recognised in the statement of financial position and disclosure of fair value hierarchy.

## 5.3 Allowance for impairment on investments

The Bank and its subsidiaries treat investments as impaired when there has been a significant or prolonged decline in the fair value below its cost or where other objective evidence of impairment exists. The determination of what is "significant" or "prolonged" requires management's judgement.

## 5.4 Recognition and derecognition of assets and liabilities

In considering whether to recognise or to derecognise assets or liabilities, the management is required to make judgement on whether risk and rewards of those assets or liabilities have been transferred, based on their best knowledge of the current events and arrangements.

## 5.5 Obligations under the defined benefit plan and other long-term benefit plan

Obligations under the defined benefit plan and other long-term benefit plan are determined based on actuarial techniques which involve, various assumptions, including discount rate, future salary incremental rate, staff turnover rate, mortality rate and inflation rates. Management exercises judgement to determine the appropriateness of these assumptions, based on their best knowledge of current events and arrangements.

## 5.6 Other intangible assets

The initial recognition and measurement of other intangible assets, and subsequent impairment testing, require management to make estimates of cash flows to be generated by the asset or the cash generating units and to choose a suitable discount rate in order to calculate the present value of those cash flows.

## 5.7 Litigation

The Bank has contingent liabilities as a result of litigation. The Bank's management has used judgement to assess of the results of the litigation and records the estimated loss that may incur under contingent liabilities as at the end of reporting periods.

## 5.8 Leases

In determining whether a lease is to be classified as an operating lease or financial lease, management is required to use judgement, taking into consideration terms and conditions of the arrangement to consider whether significant risk and rewards of ownership of the leased asset belong to the lessee or lessor.

## 5.9 Premises and equipment and depreciation

In determining depreciation of premises and equipment, the management is required to make estimates of the useful lives and residual values of premises and equipment and to review estimate useful lives and residual values when circumstance changes.

# Notes to Financial Statements

(Continued)

The Bank measures land and buildings at revalued amounts. Fair value from revaluation is determined by independent appraisers using market approach for land and depreciated replacement cost approach for buildings. The valuation involves certain assumptions and estimates as described in Note 14 to the financial statements.

In addition, the management is required to consider premises and equipment for impairment at the end of reporting period and record impairment losses when it is determined that their recoverable amount is lower than the carrying amount. This requires judgements regarding forecast of future revenues and expenses relating to the assets subject to the review.

## 5.10 Allowance for impairment on properties foreclosed

The Bank assesses allowance for impairment on properties foreclosed when their net realisable value is below their carrying value. The management uses judgement in estimating impairment loss, taking into account changes in the value of an asset, appraisal value, the type and quality of the asset, how long it is expected to take to dispose of the asset and changes in economic circumstances.

## 5.11 Deferred tax assets

Deferred tax assets are recognised for deductible temporary differences and unused tax losses to the extent that it is probable that taxable profit will be available against which the temporary differences and losses can be utilised. Significant management judgement is required to determine the amount of deferred tax assets that can be recognised, based upon the likely timing and level of estimate future taxable profits.

## 6. Regulatory rule related to capital fund

According to the BOT's Notification Sor Nor Sor 4/2556 and Sor Nor Sor 5/2556, commercial banks are required to disclose certain additional capital information for their position. The Bank will disclose such information as at 31 December 2017 in its website ([www.UOB.co.th](http://www.UOB.co.th)) by the end of April 2018. The Bank disclosed such information as at 31 December 2016 on 28 April 2017.

# Notes to Financial Statements

(Continued)

## 7. Interbank and money market items (Assets)

(Unit: Million Baht)

	Consolidated and separate financial statements					
	As at 31 December					
	2017			2016		
	On demand	Term	Total	On demand	Term	Total
<b>Domestic items</b>						
The Bank of Thailand and the Financial Institutions Development Fund	1,852	2,700	4,552	2,859	1,600	4,459
Commercial banks	60	38,109	38,169	67	7,934	8,001
Specific financial institutions	-	41,000	41,000	-	19,930	19,930
Other financial institutions	1,000	910	1,910	301	50	351
<b>Total</b>	<b>2,912</b>	<b>82,719</b>	<b>85,631</b>	<b>3,227</b>	<b>29,514</b>	<b>32,741</b>
Add: Accrued interest receivables	1	21	22	-	5	5
Less: Deferred revenue	-	(5)	(5)	-	(7)	(7)
Allowance for doubtful accounts	(10)	(14)	(24)	(3)	(20)	(23)
<b>Total domestic items</b>	<b>2,903</b>	<b>82,721</b>	<b>85,624</b>	<b>3,224</b>	<b>29,492</b>	<b>32,716</b>
<b>Foreign items</b>						
US Dollar	615	232	847	3,625	648	4,273
Yen	51	-	51	17	-	17
EURO	267	-	267	61	2	63
Other currencies	277	375	652	137	191	328
<b>Total</b>	<b>1,210</b>	<b>607</b>	<b>1,817</b>	<b>3,840</b>	<b>841</b>	<b>4,681</b>
Less: Deferred revenue	-	(1)	(1)	-	-	-
Allowance for doubtful accounts	-	(2)	(2)	-	(1)	(1)
<b>Total foreign items</b>	<b>1,210</b>	<b>604</b>	<b>1,814</b>	<b>3,840</b>	<b>840</b>	<b>4,680</b>
<b>Total domestic and foreign items</b>	<b>4,113</b>	<b>83,325</b>	<b>87,438</b>	<b>7,064</b>	<b>30,332</b>	<b>37,396</b>



# Notes to Financial Statements

(Continued)

## 8. Derivatives assets/liabilities

As at 31 December 2017 and 2016, the Bank has notional amounts and fair value of derivatives held for trading classified by type of risk as follows:

(Unit: Million Baht)

Type of risk	Consolidated and separate financial statements									
	As at 31 December									
	2017					2016				
	Fair Value		Notional amounts classified by remaining maturity			Fair Value		Notional amounts classified by remaining maturity		
Assets	Liabilities	Up to 1 year*	Over 1 year	Total	Assets	Liabilities	Up to 1 year*	Over 1 year	Total	
Foreign exchange	6,092	5,917	635,778	5,517	641,295	8,708	8,196	755,242	28,792	784,034
Interest rate	1,513	1,598	121,927	257,745	379,672	1,462	1,559	136,059	237,703	373,762
Commodity derivatives	66	65	474	-	474	201	197	2,910	-	2,910
Credit value adjustments (CVA)	(14)	(11)	-	-	-	(36)	(21)	-	-	-
<b>Total</b>	<b>7,657</b>	<b>7,569</b>	<b>758,179</b>	<b>263,262</b>	<b>1,021,441</b>	<b>10,335</b>	<b>9,931</b>	<b>894,211</b>	<b>266,495</b>	<b>1,160,706</b>

\* Including derivatives have maturity at call.

As at 31 December 2017 and 2016, the proportions, determined based on the notional amounts, of derivatives transactions classified by types of counterparties are as follows:

(Unit: Percentage)

Counterparty	Consolidated and separate financial statements	
	As at 31 December	
	2017	2016
Financial institutions	70.63	68.66
Companies in the group*	11.01	17.16
Others	18.36	14.18
<b>Total</b>	<b>100.00</b>	<b>100.00</b>

\* Companies in the group mean United Overseas Bank Limited and companies in the United Overseas Bank Group of Companies.

# Notes to Financial Statements

(Continued)

## 9. Investments

### 9.1 Classified by types of investment

	(Unit: Million Baht)	
	Consolidated and separate financial statements	
	As at 31 December	
	2017	2016
	Fair value/cost*	Fair value/cost*
<b>Trading investments</b>		
Government and state enterprises securities	11,110	2,551
<b>Total trading investments</b>	<b>11,110</b>	<b>2,551</b>
<b>Available-for-sale investments</b>		
Government and state enterprises securities	49,387	68,017
Private sector debt securities	-	235
Marketable domestic equity securities	2	269
<b>Total available-for-sale investments</b>	<b>49,389</b>	<b>68,521</b>
<b>General investments</b>		
Non-marketable domestic equity securities	119	119
Non-marketable foreign equity securities	1	15
<b>Total</b>	<b>120</b>	<b>134</b>
Less: Allowance for impairment loss	(81)	(88)
<b>General investments - net</b>	<b>39</b>	<b>46</b>
<b>Investments - net</b>	<b>60,538</b>	<b>71,118</b>

\* Trading investments and available-for-sale investments are stated at fair value and general investments are stated at cost.

As at 31 December 2017, the Bank has commitments to purchase debt securities of Baht 1 million (31 December 2016: Baht 228 million) and commitments to sell debt securities of Baht 123 million as at 31 December 2016 (31 December 2017: Nil).

# Notes to Financial Statements

(Continued)

## 9.2 Classified by the remaining period to maturity of the debt securities

Investments in debt instruments, excluding those held for trading, are classified by remaining periods to maturity as follows:

	(Unit: Million Baht)			
	Consolidated and separate financial statements			
	As at 31 December 2017			
	Due within			
	1 year	1 - 5 years	Over 5 years	Total
<b>Available-for-sale securities</b>				
Government and state enterprises securities	3,149	46,087	-	49,236
Add: Allowance for revaluation	1	150	-	151
<b>Total</b>	<b>3,150</b>	<b>46,237</b>	<b>-</b>	<b>49,387</b>

	(Unit: Million Baht)			
	Consolidated and separate financial statements			
	As at 31 December 2016			
	Due within			
	1 year	1 - 5 years	Over 5 years	Total
<b>Available-for-sale securities</b>				
Government and state enterprises securities	37,264	30,817	-	68,081
Private sector debt securities	-	235	-	235
Add (less): Allowance for revaluation	21	(85)	-	(64)
<b>Total</b>	<b>37,285</b>	<b>30,967</b>	<b>-</b>	<b>68,252</b>

# Notes to Financial Statements

(Continued)

## 10. Investments in subsidiaries

Company's name	Nature of business	Type of security	Paid-up share capital				Percentage of shareholding		Separate financial statements			
			As at 31 December		As at 31 December		As at 31 December		Investments stated under cost method		Dividend income recognised during the years ended	
			2017 (Million Baht)	2016 (Million Baht)	2017 (%)	2016 (%)	2017 (Million Baht)	2016 (Million Baht)	2017 (Million Baht)	2016 (Million Baht)	2017	2016
<b>Subsidiaries</b>												
UOB Bullion and Futures (Thai) Co., Ltd.	Liquidation	Ordinary shares	29	175	75.00	75.00	22	131	-	-	-	-
UOB Services Co., Ltd.	Debt collection business	Ordinary shares	60	60	99.99	99.99	60	60	20	20	20	12
Total investments in subsidiaries							82	191	20	20	20	12
Less: Allowance for impairment loss							(20)	(15)				
Investments in subsidiaries - net							62	176				

# Notes to Financial Statements

(Continued)

## 11. Loans to customers and accrued interest receivables

### 11.1 Classified by loan type

	(Unit: Million Baht)	
	Consolidated and separate financial statements	
	As at 31 December	
	2017	2016
Overdrafts	17,301	17,218
Loans	259,437	238,986
Trade bills	67,477	58,419
Hire-purchase receivables	1,271	1,147
Financial lease receivables	2,455	2,357
Others	2,652	580
Less: Deferred revenue	(573)	(293)
Loans to customers, net of deferred revenue	350,020	318,414
Add: Accrued interest receivables	1,126	902
Loans to customers, net of deferred revenue, and accrued interest receivables	351,146	319,316
Less: Allowance for doubtful accounts		
1. The BOT's minimum required provision		
- Individual approach	(4,299)	(3,662)
- Collective approach	(513)	(500)
2. Provision in excess of the BOT's minimum required rates	(5,185)*	(5,280)*
Loans to customers and accrued interest receivables - net	341,149	309,874

\* Allowance for doubtful accounts includes a reserve for cyclical business factors, including economic factors, and other risk that may affect the quality of assets.

### 11.2 Classified by currencies and debtors' residency

	(Unit: Million Baht)					
	Consolidated and separate financial statements					
	As at 31 December					
	2017			2016		
	Domestic	Overseas	Total	Domestic	Overseas	Total
Baht	338,943	230	339,173	307,187	204	307,391
US Dollar	9,070	859	9,929	9,258	1,054	10,312
Other currencies	918	-	918	711	-	711
Loans to customers, net of deferred revenue	348,931	1,089	350,020	317,156	1,258	318,414

# Notes to Financial Statements

(Continued)

## 11.3 Classified by types of business and loan classification

(Unit: Million Baht)

	Consolidated and separate financial statements					
	As at 31 December 2017					
	Pass	Special mention	Sub-standard	Doubtful	Doubtful of loss	Total
Agriculture and mining	1,154	33	16	-	6	1,209
Manufacturing and commerce	86,855	2,163	494	16	2,252	91,780
Real estate and construction	20,754	443	64	8	970	22,239
Public utilities and services	26,622	1,057	170	2	435	28,286
Housing loans	138,148	2,652	398	4	4,484	145,686
Others	58,254	1,175	368	284	739	60,820
loans to customers, net of deferred revenue	331,787	7,523	1,510	314	8,886	350,020

(Unit: Million Baht)

	Consolidated and separate financial statements					
	As at 31 December 2016					
	Pass	Special mention	Sub-standard	Doubtful	Doubtful of loss	Total
Agriculture and mining	891	59	-	-	47	997
Manufacturing and commerce	77,543	1,393	327	109	2,259	81,631
Real estate and construction	17,859	749	398	-	839	19,845
Public utilities and services	26,251	359	101	4	483	27,198
Housing loans	126,670	2,092	861	672	1,605	131,900
Others	54,612	1,010	493	418	310	56,843
loans to customers, net of deferred revenue	303,826	5,662	2,180	1,203	5,543	318,414

# Notes to Financial Statements

(Continued)

## 11.4 Classified by loan classification in accordance with the Notification of the BOT

(Unit: Million Baht)

	Consolidated and separate financial statements					
	As at 31 December 2017					
	Loans to customers and accrued interest receivables	Other claims	Total	Net balance used in calculation of allowance for doubtful accounts*	Loan loss provisioning rates	Allowance for doubtful accounts
					(%)	
The BOT's minimum required provision						
Pass	332,825	53	332,878	95,473	1	955
Special mention	7,611	2	7,613	2,241	2	45
Sub-standard	1,510	6	1,516	685	100	685
Doubtful	314	-	314	206	100	206
Doubtful of loss	8,886	11	8,897	2,938	100	2,938
Provision in excess of the BOT's minimum required rates **	-	-	-	-		5,185
<b>Total</b>	<b>351,146</b>	<b>72</b>	<b>351,218</b>	<b>101,543</b>		<b>10,014</b>

\* Net balance used in calculation of allowance for doubtful accounts for pass and special mention loans is loan balance excluding accrued interest receivable but net of collateral. For sub-standard, doubtful and doubtful of loss loans, it is the debt balance (outstanding loan balance, net of deferred revenue but includes accrued interest receivables) after deducting the present value of expected future cash flows from debt collection or from collateral disposals.

\*\* Allowance for doubtful accounts includes a reserve for cyclical business factors, including economic factors, and other risk that may affect the quality of assets.

(Unit: Million Baht)

	Consolidated and separate financial statements					
	As at 31 December 2016					
	Loans to customers and accrued interest receivables	Other claims	Total	Net balance used in calculation of allowance for doubtful accounts*	Loan loss provisioning rates	Allowance for doubtful accounts
					(%)	
The BOT's minimum required provision						
Pass	304,680	51	304,731	82,323	1	823
Special mention	5,710	1	5,711	1,693	2	34
Sub-standard	2,180	6	2,186	982	100	982
Doubtful	1,203	-	1,203	453	100	453
Doubtful of loss	5,543	9	5,552	1,886	100	1,886
Provision in excess of the BOT's minimum required rates **	-	-	-	-		5,280
<b>Total</b>	<b>319,316</b>	<b>67</b>	<b>319,383</b>	<b>87,337</b>		<b>9,458</b>

\* Net balance used in calculation of allowance for doubtful accounts for pass and special mention loans is loan balance excluding accrued interest receivable but net of collateral. For sub-standard, doubtful and doubtful of loss loans, it is the debt balance (outstanding loan balance, net of deferred revenue but includes accrued interest receivables) after deducting the present value of expected future cash flows from debt collection or from collateral disposals.

\*\* Allowance for doubtful accounts includes a reserve for cyclical business factors, including economic factors, and other risk that may affect the quality of assets.

# Notes to Financial Statements

(Continued)

As at 31 December 2017, allowance for doubtful accounts as shown in the tables above includes allowance for impairment on other claims, amounting to Baht 17 million (31 December 2016: Baht 16 million).

As at 31 December 2017 and 2016, the Bank classified unsecured consumer loans in accordance with the Notification of the BOT for non-performing loans (excluding receivables classified as pass and special mention), the allowance for doubtful accounts of which is determined using a collective approach, as follows:

(Unit: Million Baht)			
Consolidated and separate financial statements			
As at 31 December 2017			
Overdue (Days)	Unsecured consumer loans	Loan loss provisioning rates (%)	Allowance for doubtful accounts
0 - 119	379	70 - 89	273
120 - 180	331	70 - 74	240
<b>Total</b>	<b>710</b>		<b>513</b>

(Unit: Million Baht)			
Consolidated and separate financial statements			
As at 31 December 2016			
Overdue (Days)	Unsecured consumer loans	Loan loss provisioning rates (%)	Allowance for doubtful accounts
0 - 119	358	70 - 89	259
120 - 180	324	70 - 89	241
<b>Total</b>	<b>682</b>		<b>500</b>

## 11.5 Hire-purchase/financial lease receivables

As at 31 December 2017, the Bank has receivables under hire-purchase and financial lease agreements net of deferred revenue amounting to Baht 3,423 million (31 December 2016: Baht 3,231 million), which are mostly for vehicles and machines. The terms of the agreements are generally between 1 - 8 years and a majority of them charged fixed rates of interest.

(Unit: Million Baht)					
As at 31 December 2017					
Amounts due under hire-purchase/financial lease agreements					
	Less than 1 year	1 - 5 years	Over 5 years	Non performing loans	Total
Gross investments under hire-purchase/ financial lease agreements	1,242	2,219	198	67	3,726
Less: Deferred revenue*					(303)
Present value of minimum payments required under hire-purchase/financial lease agreements					3,423
Less: Allowance for doubtful accounts					(99)
<b>Hire-purchase/financial lease receivables - net</b>					<b>3,324</b>

\* After deduction of deferred commission and initial direct costs on hire-purchases (if any)



# Notes to Financial Statements

(Continued)

	(Unit: Million Baht)				
	As at 31 December 2016				
	Amounts due under hire-purchase/financial lease agreements				
	Less than 1 year	1 - 5 years	Over 5 years	Non performing loans	Total
Gross investments under hire-purchase/ financial lease agreements	1,269	2,121	20	94	3,504
Less: Deferred revenue*					(273)
Present value of minimum payments required under hire-purchase/financial lease agreements					3,231
Less: Allowance for doubtful accounts					(114)
Hire-purchase/financial lease receivables - net					3,117

\* After deduction of deferred commission and initial direct costs on hire-purchases (if any)

## 11.6 Non-accrual loans

The Bank had non-accrual loans, according to the BOT's criteria (NPLs and restructured NPLs under restructuring in process) as follows:

	(Unit: Million Baht)	
	Consolidated and separate financial statements	
	As at 31 December	
	2017	2016
Non-accrual loans*	10,710	8,926
Percentage of total loans**	2.48	2.57

\* Principal only

\*\* Including interbank and money market loans

During the year ended 31 December 2017, the Bank sold non-performing loans with principal of Baht 1,423 million. Hence, the selling price in excess of the carrying values of non-performing loans was recognised in the statement of comprehensive income.

## 11.7 Troubled debt restructuring

During the years ended 31 December 2017 and 2016 the Bank entered into troubled debt restructuring agreements with debtors. The number of debtors and their debt balances before restructuring can be summarised below.

	(Unit: Million Baht)	
	Consolidated and separate financial statements	
	For the years ended 31 December	
	2017	2016
Debt balances before restructuring*	5,985	5,782
Total number of restructured debtors	4,124	6,755

\* Principal only

## Notes to Financial Statements

(Continued)

The debtors restructured during the years ended 31 December 2017 and 2016 as referred to above can be classified by method of troubled debt restructuring as follows:

(Unit: Million Baht)

Consolidated and separate financial statements						
For the year ended 31 December 2017						
Type of restructuring	Number of restructured debtors	Debt balances before restructuring	Type of assets	Fair value of assets	Debt balances after restructuring	Debt hair-cut loss per agreements
Modification of repayment terms	4,124	5,985	-	-	5,982	3
Total	4,124	5,985		-	5,982	3

(Unit: Million Baht)

Consolidated and separate financial statements						
For the year ended 31 December 2016						
Type of restructuring	Number of restructured debtors	Debt balances before restructuring	Type of assets	Fair value of assets	Debt balances after restructuring	Debt hair-cut loss per agreements
Modification of repayment terms	6,755	5,782	-	-	5,782	-
Total	6,755	5,782		-	5,782	-

The Bank recorded hair-cut losses on restructuring agreement for the years in relation to certain particular debtors against allowance for doubtful accounts rather than charged them to profit or loss since the Bank had already provided for allowance for doubtful accounts on those loans in full.

The debts restructured by means of modification of repayment term as referred to above during the years ended 31 December 2017 and 2016 can be classified by the repayment terms under the new restructuring agreements as follows:

Consolidated and separate financial statements			
For the year ended 31 December 2017			
	Number of restructured debtors	Debt balances (Million Baht)	
		Before restructuring	After restructuring
Repayment terms according to the new restructuring agreements:			
Not more than 5 years	3,402	2,598	2,595
5 - 10 years	188	1,890	1,890
10 - 15 years	149	469	469
More than 15 years	385	1,028	1,028
Total	4,124	5,985	5,982

# Notes to Financial Statements

(Continued)

	Consolidated and separate financial statements		
	For the year ended 31 December 2016		
	Number of restructured debtors	Debt balances (Million Baht)	
Before restructuring		After restructuring	
Repayment terms according to the new restructuring agreements:			
Not more than 5 years	6,107	3,185	3,185
5 - 10 years	133	875	875
10 - 15 years	213	827	827
More than 15 years	302	895	895
<b>Total</b>	<b>6,755</b>	<b>5,782</b>	<b>5,782</b>

As at 31 December 2017 and 2016, the Bank had outstanding balances on the restructured debtors as follows:

	(Unit: Million Baht)	
	Consolidated and separate financial statements	
	Number of debtors	Debt balances after restructuring
Balances of restructured debtors as at 31 December 2017	14,693	18,227
Balances of restructured debtors as at 31 December 2016	15,502	15,172

As at 31 December 2017, the Bank had outstanding commitments to provide additional loans to restructured debtors amounting to Baht 436 million (31 December 2016: Baht 382 million).

## 12. Allowance for doubtful accounts

	(Unit: Million Baht)						
	Consolidated and separate financial statements						
	For the year ended 31 December 2017						
	Pass	Special mention	Sub-standard	Doubtful	Doubtful of loss	Provision in excess of the BOT's minimum required rates*	Total
Beginning balance	823	34	976	452	1,877	5,280	9,442
Doubtful accounts	132	11	(296)	(246)	3,167	(95)	2,673
Bad debts written off	-	-	-	-	(2,111)	-	(2,111)
Others	-	-	(1)	-	(6)	-	(7)
<b>Ending balance</b>	<b>955</b>	<b>45</b>	<b>679</b>	<b>206</b>	<b>2,927</b>	<b>5,185</b>	<b>9,997</b>

\* Allowance for doubtful accounts includes a reserve for cyclical business factors, including economic factors, and other risk that may affect the quality of assets.

\*\* Allowance for doubtful accounts excludes allowance for impairment on other claims, amounting to Baht 17 million.

# Notes to Financial Statements

(Continued)

(Unit: Million Baht)

	Consolidated and separate financial statements						
	For the year ended 31 December 2016						
	Pass	Special mention	Sub- standard	Doubtful	Doubtful of loss	Provision in excess of the BOT's minimum required rates*	Total
Beginning balance	794	58	579	382	1,341	4,510	7,664
Doubtful accounts	29	(24)	399	70	2,186	770	3,430
Bad debts written off	-	-	-	-	(1,647)	-	(1,647)
Others	-	-	(2)	-	(3)	-	(5)
Ending balance	823	34	976	452	1,877	5,280	9,442

\* Allowance for doubtful accounts includes a reserve for cyclical business factors, including economic factors, and other risk that may affect the quality of assets.

\*\* Allowance for doubtful accounts excludes allowance for impairment on other claims, amounting to Baht 16 million.

## 13. Properties foreclosed

Properties foreclosed represent properties obtained from debtors as a result of debt restructuring or properties obtained as a result of a successful bid for the mortgaged assets of debtors at auction and including the owned premises of the closed branches awaiting for sale.

Under the debt restructuring agreements, in cases the debtors restructure their debts by means of asset swap, the Bank grants buy-back rights or first refusal rights to certain debtors for a certain period, at prices as agreed in the debt restructuring agreements. The buy-back prices are normally agreed to be the transfer prices of the properties on the restructuring dates or plus interest.

As at 31 December 2017 and 2016, properties foreclosed are summarised as follows:

(Unit: Million Baht)

Type of properties foreclosed	Consolidated and separate financial statements			
	For the year ended 31 December 2017			
	Beginning balance	Addition	Disposal	Ending balance
Assets transferred in settlement of debts and assets from successful bids				
Immovable	2,278	60	(200)	2,138
Movable	-	-	-	-
Total properties foreclosed	2,278	60	(200)	2,138
Less: Allowance for impairment	(1,866)	-	12	(1,854)
Properties foreclosed - net	412	60	(188)	284

# Notes to Financial Statements

(Continued)

Type of properties foreclosed	(Unit: Million Baht)			
	Consolidated and separate financial statements			
	For the year ended 31 December 2016			
	Beginning balance	Addition	Disposal	Ending balance
Assets transferred in settlement of debts and assets from successful bids				
Immovable	2,265	132	(119)	2,278
Movable	-	-	-	-
Total properties foreclosed	2,265	132	(119)	2,278
Less: Allowance for impairment	(1,857)	(35)	26	(1,866)
Properties foreclosed - net	408	97	(93)	412

As at 31 December 2017 and 2016, costs of immovable properties foreclosed were classified by external and internal appraisers as follows:

	(Unit: Million Baht)	
	Consolidated and separate financial statements	
	As at 31 December	
	2017	2016
Properties foreclosed - immovable		
Appraised by external appraisers	2,108	2,245
Appraised by internal appraisers	30	33
Total	2,138	2,278

# Notes to Financial Statements

(Continued)

## 14. Premises and equipment

### 14.1 Movements

(Unit: Million Baht)

	Consolidated financial statements				Total
	Revaluation basis		Cost basis		
	Land	Buildings	Building improvement and equipment	Assets under construction/ installation	
<b>Cost/Revaluation</b>					
As at 1 January 2016	5,898	1,139	4,767	210	12,014
Acquisitions	-	-	324	1,121	1,445
Transfer in (out)	(4)	(2)	395	(395)	(6)
Disposal and written off	-	-	(549)	-	(549)
As at 31 December 2016	5,894	1,137	4,937	936	12,904
Acquisitions	-	-	173	807	980
Transfer in (out)	-	950	681	(1,631)	-
Disposal and written off	-	(244)	(744)	-	(988)
As at 31 December 2017	5,894	1,843	5,047	112	12,896
<b>Accumulated depreciation</b>					
As at 1 January 2016	-	(12)	(3,552)	-	(3,564)
Depreciation charged for the year	-	(49)	(313)	-	(362)
Transfer out	-	1	-	-	1
Disposal and written off	-	-	528	-	528
As at 31 December 2016	-	(60)	(3,337)	-	(3,397)
Depreciation charged for the year	-	(279)	(392)	-	(671)
Disposal and written off	-	244	722	-	966
As at 31 December 2017	-	(95)	(3,007)	-	(3,102)
<b>Net book value</b>					
As at 31 December 2016	5,894	1,077	1,600	936	9,507
As at 31 December 2017	5,894	1,748	2,040	112	9,794
Depreciation included in profit or loss for the years ended 31 December					
2016					362
2017					671

# Notes to Financial Statements

(Continued)

(Unit: Million Baht)

	Separate financial statements				Total
	Revaluation basis		Cost basis		
	Land	Buildings	Building improvement and equipment	Assets under construction/installation	
<b>Cost/Revaluation</b>					
As at 1 January 2016	5,898	1,139	4,742	210	11,989
Acquisitions	-	-	324	1,121	1,445
Transfer in (out)	(4)	(2)	395	(395)	(6)
Disposal and written off	-	-	(545)	-	(545)
As at 31 December 2016	5,894	1,137	4,916	936	12,883
Acquisitions	-	-	164	807	971
Transfer in (out)	-	950	681	(1,631)	-
Disposal and written off	-	(244)	(733)	-	(977)
As at 31 December 2017	5,894	1,843	5,028	112	12,877
<b>Accumulated depreciation</b>					
As at 1 January 2016	-	(12)	(3,535)	-	(3,547)
Depreciation charged for the year	-	(49)	(311)	-	(360)
Transfer out	-	1	-	-	1
Disposal and written off	-	-	524	-	524
As at 31 December 2016	-	(60)	(3,322)	-	(3,382)
Depreciation charged for the year	-	(279)	(388)	-	(667)
Disposal and written off	-	244	710	-	954
As at 31 December 2017	-	(95)	(3,000)	-	(3,095)
<b>Net book value</b>					
As at 31 December 2016	5,894	1,077	1,594	936	9,501
As at 31 December 2017	5,894	1,748	2,028	112	9,782
Depreciation included in profit or loss for the years ended 31 December					
2016					360
2017					667

Had the land and buildings been carried based on a historical cost basis, their net book value as at 31 December 2017 and 2016 would have been as follows:

	(Unit: Million Baht)	
	Consolidated and separate financial statements	
	As at 31 December	
	2017	2016
Land		
Cost	1,888	1,888
Buildings		
Cost	1,823	1,345
Accumulated depreciation	(600)	(894)
Net book value	1,223	451

# Notes to Financial Statements

(Continued)

As at 31 December 2017, certain buildings and equipment items of the Bank and its subsidiaries were fully depreciated but are still in use. The historical costs or the reappraised values, before deducting accumulated depreciation, of those assets totalled Baht 2,028 million (31 December 2016: Baht 2,275 million) and The Bank only: Baht 2,024 million (31 December 2016: Baht 2,265 million).

## 14.2 Revaluation surplus on assets

Revaluation surplus on assets are surplus from revaluation of land and buildings. Their movements during the years are as follows:

	(Unit: Million Baht)	
	Consolidated and separate financial statements	
	For the years ended 31 December	
	2017	2016
Beginning balances	4,685	4,718
Amortisation for the years	(119)	(33)
Ending balances	4,566	4,685

Revaluation surplus on assets can neither be used to offset against deficit nor for dividend distribution.

Differences arising from revaluation on assets are recognised in accordance with the accounting policy as described in Note 4.11 to the financial statements.

During the year 2015, The Bank arranged for independent professional valuers to appraise the value of land and buildings on an asset-by-asset basis. The basis of the revaluation was as follows:

- Appraisal of land: Market comparison approach is used whereby the buying and selling prices for assets with similar characteristics are obtained.
- Appraisal of buildings: The depreciated replacement cost approach is used for buildings specifically used for the Bank's operation. The market comparison approach is used for general buildings whereby the buying and selling prices for assets with similar characteristics are obtained. The income approach is used for assets that generate income.

Key assumptions in the valuation, which are unobservable inputs generally, are summarised below:

	Assumptions used in revaluation	Result to fair value where as an increase in assumption value
Land price per square wah (Baht)	40,000 - 2,296,754	Increase in fair value (Market comparison Approach)
Building construction cost per square metre (Baht)	9,558 - 30,511	Increase in fair value (Depreciated replacement cost Approach)
Yield rate (%)	8	Decrease in fair value (Income Approach)



# Notes to Financial Statements

(Continued)

## 15. Other intangible assets

	(Unit: Million Baht)			
	Consolidated financial statements			
	Application softwares	Assets in progress	Others	Total
<b>Cost</b>				
As at 1 January 2016	2,544	43	2	2,589
Acquisitions	174	94	-	268
Transfer in (out)	81	(81)	-	-
Written off	(69)	-	-	(69)
As at 31 December 2016	2,730	56	2	2,788
Acquisitions	169	92	-	261
Transfer in (out)	79	(79)	-	-
Written off	(44)	-	-	(44)
As at 31 December 2017	2,934	69	2	3,005
<b>Accumulated amortisation</b>				
As at 1 January 2016	(1,632)	-	-	(1,632)
Amortisation for the year	(181)	-	-	(181)
Written off	68	-	-	68
As at 31 December 2016	(1,745)	-	-	(1,745)
Amortisation for the year	(219)	-	-	(219)
Written off	44	-	-	44
As at 31 December 2017	(1,920)	-	-	(1,920)
<b>Net book value</b>				
As at 31 December 2016	985	56	2	1,043
As at 31 December 2017	1,014	69	2	1,085
Remaining useful lives (years)	0 - 10	-	-	
Amortisation included in profit or loss for the years ended 31 December				
2016				181
2017				219

# Notes to Financial Statements

(Continued)

	(Unit: Million Baht)			
	Separate financial statements			
	Application softwares	Assets in progress	Others	Total
<b>Cost</b>				
As at 1 January 2016	2,525	43	2	2,570
Acquisitions	174	94	-	268
Transfer in (out)	81	(81)	-	-
Written off	(66)	-	-	(66)
As at 31 December 2016	2,714	56	2	2,772
Acquisitions	169	92	-	261
Transfer in (out)	79	(79)	-	-
Written off	(44)	-	-	(44)
As at 31 December 2017	2,918	69	2	2,989
<b>Accumulated amortisation</b>				
As at 1 January 2016	(1,621)	-	-	(1,621)
Amortisation for the year	(179)	-	-	(179)
Written off	66	-	-	66
As at 31 December 2016	(1,734)	-	-	(1,734)
Amortisation for the year	(217)	-	-	(217)
Written off	44	-	-	44
As at 31 December 2017	(1,907)	-	-	(1,907)
<b>Net book value</b>				
As at 31 December 2016	980	56	2	1,038
As at 31 December 2017	1,011	69	2	1,082
Remaining useful lives (years)	0 - 10	-	-	
Amortisation included in profit or loss for the years ended 31 December				
2016				179
2017				217

As at 31 December 2017, certain items of other intangible assets of the Bank and its subsidiaries were fully amortised but are still in use. The historical costs, before deducting accumulated amortisation, of those assets totalled Baht 1,045 million (31 December 2016: Baht 855 million) and The Bank only: Baht 1,045 million (31 December 2016: Baht 855 million).

# Notes to Financial Statements

(Continued)

## 16. Deferred tax assets/liabilities and income tax expenses

### 16.1 Deferred tax assets/liabilities

The following table shows major components of deferred tax assets/liabilities as at 31 December 2017 and 2016.

	(Unit: Million Baht)							
	Consolidated financial statements				Separate financial statements			
	Statements of financial position as at 31 December		Changes in deferred income taxes for the years ended 31 December		Statements of financial position as at 31 December		Changes in deferred income taxes for the years ended 31 December	
	2017	2016	2017	2016	2017	2016	2017	2016
Deferred tax assets on:								
Allowance for impairment on properties foreclosed	371	373	(2)	2	371	373	(2)	2
Allowance for impairment and revaluation on assets	34	5	29	-	34	5	29	-
Allowance for impairment and revaluation on investments	25	26	(1)	-	25	26	(1)	-
Provisions for long-term employee benefits	321	314	7	(24)	320	312	8	(24)
Provisions for other liabilities	56	63	(7)	13	56	63	(7)	13
Unrealised losses on financial derivatives	1	3	(2)	(6)	1	3	(2)	(6)
Other receivables	10	9	1	(316)	10	9	1	(316)
Others	300	265	35	9	300	265	35	9
<b>Total</b>	<b>1,118</b>	<b>1,058</b>	<b>60</b>	<b>(322)</b>	<b>1,117</b>	<b>1,056</b>	<b>61</b>	<b>(322)</b>
Deferred tax liabilities on:								
Revaluation surplus on assets	913	937	24	6	913	937	24	6
Revaluation surplus on investments	30	25	(5)	74	30	25	(5)	74
Others	103	78	(25)	13	103	78	(25)	13
<b>Total</b>	<b>1,046</b>	<b>1,040</b>	<b>(6)</b>	<b>93</b>	<b>1,046</b>	<b>1,040</b>	<b>(6)</b>	<b>93</b>
Deferred tax assets - net	72	18			71	16		
Changes in deferred income taxes			54	(229)			55	(229)

# Notes to Financial Statements

(Continued)

Movements in the deferred tax assets (liabilities) during the years ended 31 December 2017 and 2016 are as follows:

	(Unit: Million Baht)			
	Consolidated financial statements		Separate financial statements	
	For the years ended 31 December		For the years ended 31 December	
	2017	2016	2017	2016
Beginning balances	18	247	16	245
Changes in deferred income taxes				
Recognised in profit or loss	59	(274)	59	(274)
Recognised in retained earnings	1	-	1	-
Recognised in other comprehensive income or loss	(6)	45	(5)	45
Total changes in deferred income taxes for the years	54	(229)	55	(229)
Ending balances	72	18	71	16

## 16.2 Income tax expenses

Income tax expenses for the years ended 31 December 2017 and 2016 are made up as follows:

	(Unit: Million Baht)			
	Consolidated financial statements		Separate financial statements	
	For the years ended 31 December		For the years ended 31 December	
	2017	2016	2017	2016
<b>Current income taxes:</b>				
Current income tax charge for the years	892	525	881	520
Adjustments in respect of corporate income taxes of previous year	40	(16)	40	(15)
<b>Deferred income taxes:</b>				
Relating to origination and reversal of temporary differences	(59)	274	(59)	274
Income tax expenses reported in profit or loss	873	783	862	779

## Notes to Financial Statements

(Continued)

Reconciliation between income tax expenses and the product of accounting profits for the years ended 31 December 2017 and 2016 multiplied by the applicable tax rate are as follows:

	(Unit: Million Baht)			
	Consolidated financial statements		Separate financial statements	
	For the years ended 31 December		For the years ended 31 December	
	2017	2016	2017	2016
Accounting profits before income tax expenses				
from continuing operations	4,403	4,387	4,363	4,374
Accounting profits (loss) before income tax expenses				
from discontinued operations	(4)	-	-	-
Accounting profits before income tax expenses	4,399	4,387	4,363	4,374
Applicable tax rate	20%	20%	20%	20%
Accounting profits before income tax expenses multiplied by applicable tax rate	880	877	873	875
Tax effects from:				
Adjustments in respect of corporate income taxes of previous year	40	(16)	40	(15)
Additional tax-deductible expenses	(64)	(88)	(64)	(88)
Tax effect on tax-exempted revenues	(5)	(4)	(5)	(4)
Tax effect on non-tax deductible expenses	21	11	21	11
Adjustment	1	3	(3)	-
Income tax expenses reported in profit or loss	873	783	862	779
Income tax expenses reported in profit or loss from continued operations	873	783	862	779
Income tax expenses reported in profit or loss from discontinued operations	-	-	-	-
	873	783	862	779

# Notes to Financial Statements

(Continued)

## 16.3 Components of other comprehensive income (losses) and related income taxes

(Unit: Million Baht)

	Consolidated financial statements					
	For the years ended 31 December					
	2017			2016		
	Before tax amount	Tax benefit (expense)	Net of tax amount	Before tax amount	Tax benefit (expense)	Net of tax amount
Items to be recognised subsequently in profit or loss:						
Gains (losses) on revaluation of available-for-sale investments	28	(6)	22	(371)	74	(297)
Total items to be recognised subsequently in profit or loss	28	(6)	22	(371)	74	(297)
Items not to be recognised subsequently in profit or loss:						
Actuarial gains (losses) on defined benefit plans	(1)	-	(1)	147	(29)	118
Total items not to be recognised subsequently in profit or loss	(1)	-	(1)	147	(29)	118
	27	(6)	21	(224)	45	(179)

(Unit: Million Baht)

	Separate financial statements					
	For the years ended 31 December					
	2017			2016		
	Before tax amount	Tax benefit (expense)	Net of tax amount	Before tax amount	Tax benefit (expense)	Net of tax amount
Items to be recognised subsequently in profit or loss:						
Gains (losses) on revaluation of available-for-sale investments	28	(6)	22	(371)	74	(297)
Total items to be recognised subsequently in profit or loss	28	(6)	22	(371)	74	(297)
Items not to be recognised subsequently in profit or loss:						
Actuarial gains (losses) on defined benefit plans	(3)	1	(2)	145	(29)	116
Total items not to be recognised subsequently in profit or loss	(3)	1	(2)	145	(29)	116
	25	(5)	20	(226)	45	(181)

# Notes to Financial Statements

(Continued)

## 17. Discontinued operations

On 18 September 2017, an Extraordinary General Meeting of the Shareholders of UOB Bullion and Futures (Thai) Co., Ltd. (“a subsidiary” or “UOBFT”) passed a resolution approving the dissolution of this company.

The Office of Securities and Exchange Commission have approved the cessation of the business operations of UOBFT and accepted the return of its derivatives brokerage license, in which effective on 2 November 2017.

On 2 November 2017, BOT acknowledged the removal of UOBFT from UOB’s Financial Group and allowed UOB to continually hold 75% of issued and paid-up share capital in UOBFT until the liquidation process is completed.

On 20 November 2017, UOBFT registered its dissolution with the Ministry of Commerce and appointed the liquidator.

UOBFT partially returned its capital, totaling Baht 146 million, to shareholders including the Bank, proportionately to their shareholding. The Bank received the return of the capital totaling Baht 110 million on 27 November 2017.

In order to comply with Thai Financial Reporting Standards, operating results of UOBFT were presented in other comprehensive income and separately presented under the line item of “Profit (loss) for the year from discontinued operation - net of income taxes” in the consolidated statements of comprehensive income for the years ended 31 December 2017 and 2016. Hence, the transactions were summarised as follows:

	(Unit: Million Baht)	
	For the years ended 31 December	
	2017	2016
<b>Statement of comprehensive income</b>		
Interest income	-	-
Interest expenses	-	-
<b>Net interest income</b>	-	-
Fees and service income	-	19
Fees and service expenses	-	3
<b>Net fees and service income</b>	-	16
Other operating income	-	-
<b>Total operating income</b>	-	16
<b>Operating expenses</b>		
Employee’s expenses	4	10
Other expenses	-	6
<b>Total operating expenses</b>	4	16
<b>Loss before income tax expenses</b>	(4)	-
Income tax expenses	-	-
<b>Loss from discontinued operations</b>	(4)	-
<b>Other comprehensive income</b>		
Other comprehensive income from discontinued operations	-	-
<b>Total other comprehensive loss from discontinued operations</b>	(4)	-

# Notes to Financial Statements

(Continued)

Changes of operating assets and operating liabilities of UOB Bullion and Futures (Thai) Co., Ltd. which included in consolidated cash flows statements for the year ended 31 December 2017 are as follows:

	(Unit: Million Baht)
	2017
Operating assets decrease	
- Other assets	20
	20
Operating liabilities decrease	
- Accrued expense	(2)
	(2)

Cash flow information of UOB Bullion and Futures (Thai) Co., Ltd. for the years ended 31 December 2017 and 2016 are as follows:

	(Unit: Million Baht)	
	For the years ended 31 December	
	2017	2016
Net cash provided by (used in) operating activities	13	(3)
Net cash used in investing activities	(37)	-

## 18. Other assets

	(Unit: Million Baht)			
	Consolidated financial statements		Separate financial statements	
	As at 31 December		As at 31 December	
	2017	2016	2017	2016
Accrued income	396	650	396	651
Suspense debtors	232	176	232	176
Prepaid and deferred expenses	416	427	407	414
Leasehold rights - net	46	53	46	53
Other receivables from sold non-performing loans - net	708	-	708	-
Others	715	473	715	472
Total	2,513	1,779	2,504	1,766
Less: Allowance for impairment	(142)	(115)	(142)	(115)
Other assets - net	2,371	1,664	2,362	1,651



# Notes to Financial Statements

(Continued)

## 19. Classified assets

(Unit: Million Baht)

	Separate financial statements				
	As at 31 December 2017				
	Investments	Loans*	Properties foreclosed	Other assets	Total
<b>Classification</b>					
Pass	-	413,032	-	53	413,085
Special mention	-	7,523	-	2	7,525
Sub-standard	-	1,510	-	6	1,516
Doubtful	-	314	-	-	314
Doubtful of loss	102	8,886	1,828	135	10,951
<b>Total</b>	<b>102</b>	<b>431,265</b>	<b>1,828</b>	<b>196</b>	<b>433,391</b>

\* Including interbank and money market loans.

(Unit: Million Baht)

	Separate financial statements				
	As at 31 December 2016				
	Investments	Loans*	Properties foreclosed	Other assets	Total
<b>Classification</b>					
Pass	-	332,114	-	51	332,165
Special mention	-	5,661	-	1	5,662
Sub-standard	-	2,180	-	6	2,186
Doubtful	-	1,203	-	-	1,203
Doubtful of loss	212	5,543	1,831	108	7,694
<b>Total</b>	<b>212</b>	<b>346,701</b>	<b>1,831</b>	<b>166</b>	<b>348,910</b>

\* Including interbank and money market loans.

## 20. Deposits

### 20.1 Classified by types of deposits

(Unit: Million Baht)

	Consolidated financial statements		Separate financial statements	
	As at 31 December		As at 31 December	
	2017	2016	2017	2016
Current accounts	9,302	7,566	9,302	7,566
Savings accounts	199,334	179,416	199,400	179,466
Fixed deposits	161,532	136,877	161,577	137,049
<b>Total</b>	<b>370,168</b>	<b>323,859</b>	<b>370,279</b>	<b>324,081</b>

# Notes to Financial Statements

(Continued)

## 20.2 Classified by currencies and depositors' residency

(Unit: Million Baht)

	Consolidated financial statements					
	As at 31 December					
	2017			2016		
	Domestic	Overseas	Total	Domestic	Overseas	Total
Baht	354,382	9,234	363,616	306,598	9,735	316,333
US Dollar	5,117	602	5,719	6,386	398	6,784
Others	326	507	833	398	344	742
<b>Total</b>	<b>359,825</b>	<b>10,343</b>	<b>370,168</b>	<b>313,382</b>	<b>10,477</b>	<b>323,859</b>

(Unit: Million Baht)

	Separate financial statements					
	As at 31 December					
	2017			2016		
	Domestic	Overseas	Total	Domestic	Overseas	Total
Baht	354,493	9,234	363,727	306,820	9,735	316,555
US Dollar	5,117	602	5,719	6,386	398	6,784
Others	326	507	833	398	344	742
<b>Total</b>	<b>359,936</b>	<b>10,343</b>	<b>370,279</b>	<b>313,604</b>	<b>10,477</b>	<b>324,081</b>

## 21. Interbank and money market items (Liabilities)

(Unit: Million Baht)

	Consolidated and separate financial statements					
	As at 31 December					
	2017			2016		
	On demand	Term	Total	On demand	Term	Total
<b>Domestic items</b>						
The Bank of Thailand and the Financial Institutions Development Fund	-	1,308	1,308	-	2,050	2,050
Commercial banks	29	-	29	77	-	77
Specific financial institutions	-	2,547	2,547	-	2,612	2,612
Other financial institutions	10,364	1,046	11,410	6,589	1,161	7,750
<b>Total domestic items</b>	<b>10,393</b>	<b>4,901</b>	<b>15,294</b>	<b>6,666</b>	<b>5,823</b>	<b>12,489</b>
<b>Foreign items</b>						
US Dollar	9	34,789	34,798	3,616	20,065	23,681
Yen	-	72	72	9	154	163
Euro	-	898	898	1	-	1
Other currencies	1,062	-	1,062	535	18	553
<b>Total foreign items</b>	<b>1,071</b>	<b>35,759</b>	<b>36,830</b>	<b>4,161</b>	<b>20,237</b>	<b>24,398</b>
<b>Total domestic and foreign items</b>	<b>11,464</b>	<b>40,660</b>	<b>52,124</b>	<b>10,827</b>	<b>26,060</b>	<b>36,887</b>

# Notes to Financial Statements

(Continued)

## 22. Debts issued and borrowings

As at 31 December 2017 and 2016, debts issued and borrowings comprised subordinated debentures and senior debentures. They are classified by type of securities, maturity and interest rate as follows:

(Unit: Million Baht)

Consolidated and separate financial statements						
As at 31 December 2017						
Type	Maturity	Interest rate per annum (%)	Currency	Amount		Total
				Domestic	Foreign	
Subordinated Debentures	25 Mar 2023	Floating rate of 3-month LIBOR + 1.76	USD	-	5,556	5,556
Subordinated Debentures	20 Sep 2027	3.56	THB	6,000	-	6,000
Senior Debentures	15 Mar 2019 and 15 Mar 2021	1.85 - 2.16	THB	10,000	-	10,000
<b>Total</b>				<b>16,000</b>	<b>5,556</b>	<b>21,556</b>

(Unit: Million Baht)

Consolidated and separate financial statements						
As at 31 December 2016						
Type	Maturity	Interest rate per annum (%)	Currency	Amount		Total
				Domestic	Foreign	
Subordinated Debentures	25 Mar 2023	Floating rate of 3-month LIBOR + 1.76	USD	-	6,091	6,091
Senior Debentures	22 May 2017 - 15 Mar 2021	1.85 - 3.24	THB	12,500	-	12,500
<b>Total</b>				<b>12,500</b>	<b>6,091</b>	<b>18,591</b>

### Subordinated debentures

#### Subordinated Debenture No. 1/2013

On 25 March 2013, the Bank issued Subordinated Debenture No.1/2013, amounting to USD 170 million, to United Overseas Bank Limited. The debentures have a tenor of 10 years and bear interest at a floating rate equal to 3-month LIBOR + 1.76% per annum, and the Bank has the right to make early redemption, as approved by the BOT. The debentures have loss absorption features that will come into effect at the point of non-viability, in accordance with the BOT guidelines laid down with reference to Basel III framework.

On 2 May 2013, the BOT granted an approval for the Bank to count proceeds received from the issue of the above subordinated debentures for an amount of Baht 4,973 million as a part of its Tier 2 capital, in accordance with the conditions specified in the BOT's notifications regarding the Basel III framework.

On 16 January 2018, the BOT granted an approval for the Bank to early redeem the above subordinated debenture after the fifth year of the issuance date. In this regard, The Bank has to comply with the conditions specified in the BOT's notifications.

#### Subordinated Debenture No. 1/2017

On 20 September 2017, the Bank issued Subordinated Debenture No.1/2017 amounting to Baht 6,000 million, via private placement to institutional and high net worth investors. The debentures have a tenor of 10 years and bear interest at 3.56% per annum, and the Bank has the right to make early redemption, as approved by the BOT. The debentures have loss absorption features that will come into effect at the point of non-viability, in accordance with the BOT guidelines laid down with reference to Basel III framework.

# Notes to Financial Statements

(Continued)

On 2 November 2017, the BOT granted an approval for the Bank to count proceeds received from the issue of the above subordinated debentures for an amount of Baht 6,000 million as a part of its Tier 2 capital effective 20 September 2017 onwards, in accordance with the conditions specified in the BOT's notifications regarding the Basel III framework.

## Senior debentures

On 22 May 2014, the Bank issued the unsecured senior debenture without debenture holder representatives amounting to Baht 6,000 million, via private placement to institutional investors. The debentures have a tenor of 2-3 years and interest is payable semi-annually. Of those debentures, Baht 3,500 million bear interest at a fixed rate of 2.92% per annum and mature in 2016, and another Baht 2,500 million bear interest at a fixed rate of 3.24% per annum and mature in 2017.

On 15 March 2016, the Bank issued the unsecured senior debentures without debenture holder representatives amounting to Baht 10,000 million, via private placement to institutional investors established under Thai Law. The debentures have a tenor of 3-5 years and interest is payable semi-annually. Of those debentures, Baht 5,000 million bear interest at a fixed rate of 1.85% per annum and mature in 2019, and another Baht 5,000 million bear interest at a fixed rate of 2.16% per annum and mature in 2021.

## 23. Provisions for long-term employee benefits

Changes in provisions for long-term employee benefits for the years ended 31 December 2017 and 2016 can be summarised as follows:

	(Unit: Million Baht)			
	Consolidated financial statements		Separate financial statements	
	For the years ended 31 December		For the years ended 31 December	
	2017	2016	2017	2016
Provisions for long-term employee benefits at beginning of the year	1,572	1,688	1,562	1,678
Recognised in profit or loss:				
Current service cost	113	126	111	124
Interest cost	43	46	43	46
Total benefits recognised in profit or loss	156	172	154	170
Recognised in other comprehensive income:				
Actuarial (gains) losses arising from				
Demographic assumption changes	(43)	(5)	(42)	(5)
Financial assumption changes	69	(128)	69	(126)
Experience adjustments	(24)	(14)	(24)	(14)
Total benefits recognised in other comprehensive income or loss	2	(147)	3	(145)
Employee benefits paid during the year	(118)	(141)	(118)	(141)
Decrease from disposal of subsidiary company	(1)	-	-	-
Employee transferal in	-	-	1	-
Provisions for long-term employee benefits at end of the year	1,611	1,572	1,602	1,562

The Bank and its subsidiaries expect to pay long-term employee benefits during the next year amounting to Baht 99 million (31 December 2016: Baht 120 million) and The Bank only: Baht 99 million (31 December 2016: Baht 120 million).

As at 31 December 2017, the weighted average duration of the Bank's and its subsidiaries' long-term employee benefit obligation is 9.6 years (31 December 2016: 10.6 years) and The Bank only: 9.6 years (31 December 2016: 10.6 years).

# Notes to Financial Statements

(Continued)

The principal assumptions used in determining employee benefits under retirement plans can be summarised as follows:

	(Unit: Percentage per year)	
	Consolidated and separate financial statements	
	As at 31 December	
	2017	2016
Future salary incremental rates (depending on age)	4 - 7.5	4 - 6.5
Turnover rates (depending on age)	1 - 30	1 - 28
Average discount rate	2.5485	2.9534
Mortality development rate	3	3

Sensitivity analysis for principal assumptions that affect provisions for long-term employee benefits as at 31 December 2017 and 2016 are summarised below:

	(Unit: Million Baht)							
	Consolidated financial statements							
	As at 31 December 2017							
	Salary incremental rate		Turnover rate		Discount rate		Mortality development rate	
	Increased by 1%	Decreased by 1%	Increased by 20%	Decreased by 20%	Increased by 1%	Decreased by 1%	Increased by 1%	Decreased by 1%
Increase (decrease) in provisions for long-term employee benefits	113	(103)	(41)	47	(104)	117	1	(1)

	(Unit: Million Baht)							
	Consolidated financial statements							
	As at 31 December 2016							
	Salary incremental rate		Turnover rate		Discount rate		Mortality development rate	
	Increased by 1%	Decreased by 1%	Increased by 20%	Decreased by 20%	Increased by 1%	Decreased by 1%	Increased by 1%	Decreased by 1%
Increase (decrease) in provisions for long-term employee benefits	121	(109)	(35)	39	(109)	124	2	(2)

	(Unit: Million Baht)							
	Separate financial statements							
	As at 31 December 2017							
	Salary incremental rate		Turnover rate		Discount rate		Mortality development rate	
	Increased by 1%	Decreased by 1%	Increased by 20%	Decreased by 20%	Increased by 1%	Decreased by 1%	Increased by 1%	Decreased by 1%
Increase (decrease) in provisions for long-term employee benefits	112	(102)	(40)	46	(103)	116	1	(1)

# Notes to Financial Statements

(Continued)

(Unit: Million Baht)								
Separate financial statements								
As at 31 December 2016								
	Salary incremental rate		Turnover rate		Discount rate		Mortality development rate	
	Increased by 1%	Decreased by 1%	Increased by 20%	Decreased by 20%	Increased by 1%	Decreased by 1%	Increased by 1%	Decreased by 1%
Increase (decrease) in provisions for long-term employee benefits	119	(107)	(34)	38	(108)	122	2	(2)

## 24. Provisions for other liabilities

(Unit: Million Baht)				
Consolidated and separate financial statements				
For the year ended 31 December 2017				
	Contingencies	Obligation for litigation cases	Total	
Beginning balances		225	86	311
Increase (decrease) in estimation during the year		(33)	25	(8)
Paid during the year		-	(25)	(25)
Ending balances		192	86	278

(Unit: Million Baht)			
Consolidated and separate financial statements			
For the year ended 31 December 2016			
	Contingencies	Obligation for litigation cases	Total
Beginning balances	157	94	251
Increase in estimation during the year	68	-	68
Paid during the year	-	(8)	(8)
Ending balances	225	86	311

## 25. Other liabilities

(Unit: Million Baht)				
	Consolidated financial statements		Separate financial statements	
	As at 31 December		As at 31 December	
	2017	2016	2017	2016
Suspense creditors and accounts payable - others	1,718	1,239	1,733	1,252
Deferred revenues	731	797	731	797
Accrued interest expenses	670	649	671	649
Others	439	373	438	372
Total	3,558	3,058	3,573	3,070

# Notes to Financial Statements

(Continued)

## 26. Other components of equity

	(Unit: Million Baht)	
	Consolidated and separate financial statements	
	As at 31 December	
	2017	2016
Revaluation surplus on assets	4,566	4,685
<b>Revaluation surplus on available-for-sale investments</b>		
Revaluation surplus on available-for-sale investments		
Debt instruments	151	41
Equity instruments	-	188
Total	151	229
Revaluation deficit on available-for-sale investments		
Debt instruments	-	(104)
Equity instruments	(1)	(2)
Total	(1)	(106)
Total revaluation surplus on available-for-sale investments	150	123
Total other components of equity	4,716	4,808
Less: income taxes	(943)	(962)
<b>Other components of equity - net of income taxes</b>	<b>3,773</b>	<b>3,846</b>

## 27. Statutory reserve

Pursuant to Section 116 of the Public Company Limited Act B.E. 2535, the Bank is required to set aside to a statutory reserve at least 5% of its net profits, after deducting any balance of deficit brought forward (if any), until such reserve reaches 10% of the Bank's registered share capital. The statutory reserve is not available for dividend distribution.

## 28. Capital funds

The primary objective of the Bank's capital management is to maintain an optimal level of capital. Policies, which are approved by the Bank's Board of Directors and overseen by the Bank's senior management, are set to ensure that the capital maintenance is in accordance with the BOT's requirements and at an appropriate and adequate level to support the business growth within the acceptable level of risk and to maintain the good credit rating.

# Notes to Financial Statements

(Continued)

The Capital Funds and Capital Adequacy Ratio of the Bank as at 31 December 2017 and 2016 in accordance with the BOT's requirements with reference to Basel III framework consist of the followings:

	(Unit: Million Baht)	
	Separate financial statements	
	As at 31 December	
	2017	2016
<b>Tier 1 Capital</b>		
<b>Common Equity Tier 1 (CET1)</b>		
Paid-up share capital	24,857	24,857
Statutory reserve	1,135	955
Retained earnings after appropriation	20,197	16,859
Other components of equity	3,740	3,845
Less: Deduction items from Common Equity Tier 1	(947)	(660)
<b>Total Tier 1 Capital</b>	<b>48,982</b>	<b>45,856</b>
<b>Tier 2 Capital</b>		
Subordinated debentures	10,973	4,973
Provision for assets classified as normal and surplus of provision	1,491	1,502
<b>Total Tier 2 Capital</b>	<b>12,464</b>	<b>6,475</b>
<b>Total Capital Funds</b>	<b>61,446</b>	<b>52,331</b>

	(Unit: Percentage)			
	Separate financial statements			
	As at 31 December			
	2017		2016	
Capital Adequacy Ratio	BOT Minimum Requirement and Conservation Buffer*	The Bank	BOT Minimum Requirement and Conservation Buffer*	The Bank
Common Equity Tier 1 to risk-weighted assets	5.75	16.05	5.125	16.01
Tier 1 Capital Funds to risk-weighted assets	7.25	16.05	6.625	16.01
Total Capital Funds to risk-weighted assets	9.75	20.14	9.125	18.27

\* According to BOT's Basel III framework, the Bank is required to maintain Common Equity Tier 1 of at least 2.5% of total risk-weighted assets, as a capital buffer, in addition to minimum capital ratio. This capital buffer ("Conservation buffer") will gradually increase at least 0.625% a year starting from 1 January 2016 until the ratio of at least 2.5% is reached on 1 January 2019.

## 29. Share-based payment plan for the Bank's senior management

The Bank's Board of Directors Meeting No. 573 approved a resolution to join the share-based payment plan ("the Plan") under Long Term Incentives Plan (LTI) with compensation in the form of restricted shares (RS) and share appreciation rights (SAR) of United Overseas Bank Limited ("major shareholder") is awarded to selected senior managements. The selection criteria indicated by the Nomination and Compensation Committee (NCC) of the Bank, considering from several factors such as individual performance, potential, leadership skills, job level and market competitive.



# Notes to Financial Statements

(Continued)

Details of the plan are below:

- (a) Restricted Shares (RS), represent ordinary shares of United Overseas Bank Limited that participants will be entitled to receive upon fulfilment of certain time and performance conditions. Upon vesting, participants will receive United Overseas Bank Limited's shares represented by the restricted shares as per the plan's rules.
- (b) Share Appreciation Rights (SAR) are the rights to receive a number of United Overseas Bank's Limited shares equivalent in value to the difference between the prevailing market value and the grant value of the shares of the major shareholder multiplied by number of SAR as per the Plan's rules and divided by the prevailing market value of the shares of the major shareholder. Upon vesting of the SAR, participants have up to six years from the grant date to exercise their rights.

Since 2014, Long Term Incentives Plan has been replaced by Executive Equity Plan (EEP) whereby under the EEP there remains remunerations in the form of RS as mentioned in (a) whilst remunerations in the form of SAR as mentioned in (b) were ceased from 2014 onwards. However, any SAR previously granted under LTI would still remain enforced until SAR expired in 2014 or their exercise rights expire in 2019.

For the year ended 31 December 2017, the Bank recorded Baht 64 million (2016: Baht 65 million) for the above plan as expenses and also recorded such obligations by the same amount as liabilities. As at 31 December 2017, the Bank has obligations of Baht 96 million (31 December 2016: Baht 87 million) which were presented as a part of other liabilities.

## 30. Commitments and contingent liabilities

### 30.1 Commitments

	(Unit: Million Baht)	
	Consolidated and separate financial statements	
	As at 31 December	
	2017	2016
Aval to bills	2,984	4,219
Guarantees of loans	3,204	4,185
Liabilities under unmatured import bills	1,318	1,347
Letters of credit	4,037	2,613
Other commitments		
- Undrawn overdraft amount	24,711	24,508
- Spot foreign exchange contracts	9,516	3,833
- Other guarantees	26,476	23,231
- Others	12,767	9,560
<b>Total</b>	<b>85,013</b>	<b>73,496</b>

# Notes to Financial Statements

(Continued)

## 30.2 Operating lease commitments

As at 31 December 2017 and 2016, the Bank and its subsidiaries had land and building lease agreements for branch offices and vehicles lease agreements, for which the lease terms range from 1 - 30 years and are renewable. The Bank and its subsidiaries also have committed to pay future rental payments which can be summarised as follows:

	(Unit: Million Baht)		
	Consolidated and separate financial statements		
	As at 31 December 2017		
	Land and building rental agreements	Vehicle lease agreements	Total
Payment terms			
Within 1 year	245	37	282
1 - 5 years	291	37	328
More than 5 years	37	-	37
<b>Total</b>	<b>573</b>	<b>74</b>	<b>647</b>

	(Unit: Million Baht)		
	Consolidated and separate financial statements		
	As at 31 December 2016		
	Land and building rental agreements	Vehicle lease agreements	Total
Payment terms			
Within 1 year	251	39	290
1 - 5 years	316	64	380
More than 5 years	49	-	49
<b>Total</b>	<b>616</b>	<b>103</b>	<b>719</b>

## 30.3 Commitments under a bancassurance agreement

On 31 January 2010, the UOB Group and the Bank signed a business partner agreement (Bancassurance Agreement) with life insurance group. Under the agreement, the Bank received a sum of the fees in advance with the commitment to the agreement for 12 years from the date of the agreement, the Bank therefore amortises such fees as revenue over the term of the agreement and presents the fees received in advance under "Other liabilities - deferred revenue", as disclosed in Note 25 to the financial statements.

## 30.4 Other commitments

As at 31 December 2017, the Bank has contractual commitments in respect to construction of office buildings and the purchase of information technology systems as well as other agreements under the Bank's projects. The outstanding balances of such contractual commitments were approximately Baht 232 million (31 December 2016: Baht 760 million) and the Bank also has commitments to pay the service fees in relation to service contracts amounting to Baht 166 million (31 December 2016: Baht 110 million).

As at 31 December 2017, the Bank has commitments in relation to various "to-sell and to-purchase" agreements for its foreclosed properties, the carrying value of which was Baht 3 million (31 December 2016: Baht 5 million). As at 31 December 2017, the Bank has commitments to purchase the foreclosed properties amounting to Baht 83 million (31 December 2016: Baht 94 million).

# Notes to Financial Statements

(Continued)

## 31. Assets placed as collateral

	(Unit: Million Baht)	
	Consolidated and separate financial statements	
	Carrying value	
	As at 31 December	
	2017	2016
<b>Government bonds</b>		
Placed as collateral for Intraday Liquidity Facilities with the BOT	13,829	11,597
Placed as collateral against borrowing from the BOT	1,800	-
Placed as collateral for hedging of settlement risk	3,911	3,876
Placed as collateral for government departments	73	73

## 32. Litigation

In the course of normal business operation of the Bank, the Bank has been sued under various labor and civil lawsuits, including torture cases. Under these lawsuits, claims against the Bank as at 31 December 2017 totaled Baht 800 million (31 December 2016: Baht 984 million). The Bank's management has exercised their judgement to the possible losses to the Bank and recorded the amount under "Provisions for other liabilities" as described in Note 24 to the financial statements and believe that should the outcome of the lawsuits be finalised, there will not be a material impact to the Bank's financial position or operating performance.

## 33. Related party transactions

### 33.1 Significant of related party transactions

Related parties comprise individuals or enterprises that control, or are controlled by, the Bank and its subsidiaries, whether directly or indirectly, or which are under common control with the Bank and its subsidiaries.

They also include associated company, and individuals or enterprises which directly or indirectly own a voting interest in the Bank and its subsidiaries that gives them significant influence over the Bank and its subsidiaries, key management personnel, directors and officers with authority in the plan and the direction of the Bank's and its subsidiaries operations, together with close family members of such persons and companies which are controlled and influenced by them, whether directly or indirectly.

During the years, the Bank had significant business transactions with its subsidiaries, related companies (related by ways of shareholding and/or common shareholders and/or common directors) and related persons (Directors and Senior Management who are in the level of Executive Director upwards, and their close family members). These transactions have been concluded on commercial terms and based agreed upon in the ordinary course of business between the Bank, and those parties. Interest rates on loans to employees are calculated based on the Bank's employee welfare rule.

As at 31 December 2017, the Bank has outstanding staff welfare loans to executives from level of Executive Director upwards of Baht 24 million (31 December 2016: Baht 28 million) and also has general loans to Senior Management and their close family members with the outstanding balance of Baht 28 million (31 December 2016: Baht 40 million) and the average outstanding balance of Baht 28 million (31 December 2016: Baht 34 million).

In addition, as at 31 December 2017, the Bank also has deposits of Baht 82 million (31 December 2016: Baht 103 million) taken from related persons, including their close family members.

# Notes to Financial Statements

(Continued)

Significant transactions, income and expenses incurred with related parties (apart from those disclosed in the other notes to financial statements) for the years ended 31 December 2017 and 2016 are summarised below.

(Unit: Million Baht)

	Consolidated financial statements					
	For the years ended 31 December					
	2017			2016		
	Related companies	Group of major shareholder (UOB)	Total	Related companies	Group of major shareholder (UOB)	Total
Interest income	24	8	32	4	2	6
Interest expenses	7	456	463	6	257	263
Fees and service income	3	677	680	-	465	465
Fees and service expenses	-	-	-	-	1	1
Net gains on trading and foreign exchange transactions	-	6,783	6,783	-	206	206
Other operating income	-	1	1	-	-	-
Data processing charges	-	672	672	-	623	623
Other expenses	-	85	85	-	55	55

(Unit: Million Baht)

	Separate financial statements							
	For the years ended 31 December							
	2017				2016			
	Subsidiaries	Related companies	Group of major shareholder (UOB)	Total	Subsidiaries	Related companies	Group of major shareholder (UOB)	Total
Interest income	-	24	8	32	-	4	2	6
Interest expenses	2	7	456	465	2	6	258	266
Fees and service income	8	3	677	688	9	1	452	462
Fees and service expenses	165	-	-	165	151	-	-	151
Net gains on trading and foreign exchange transactions	-	-	6,783	6,783	-	-	206	206
Dividend income	20	-	-	20	12	-	-	12
Other operating income	7	-	1	8	7	-	-	7
Premises and equipment expenses	(2)	-	-	(2)	(2)	-	-	(2)
Data processing charges	-	-	672	672	-	-	623	623
Other expenses	-	-	85	85	-	-	55	55

In addition, for the year ended 31 December 2017, the Bank incurred Baht 153 million (31 December 2016: Baht 193 million) on software development payable to United Overseas Bank Limited, which is its major shareholder.

# Notes to Financial Statements

(Continued)

## 33.2 Remunerations to directors and senior management

For the years ended 31 December 2017 and 2016, remunerations payable to the Bank's and its subsidiaries' directors and senior management, who are key management personnel with authority and responsibility, whether direct or indirect, for planning, direction and controlling the operations of the Bank and its subsidiaries, are consisted of monthly remunerations, salaries, provident fund contributions and long-term benefits as follows:

	(Unit: Million Baht)			
	Consolidated financial statements		Separate financial statements	
	For the years ended 31 December		For the years ended 31 December	
	2017	2016	2017	2016
Short-term employee benefits	405	366	401	362
Post-employment benefits	23	24	23	24
Share-based payments	64	65	64	65
<b>Total</b>	<b>492</b>	<b>455</b>	<b>488</b>	<b>451</b>

## 33.3 Outstanding balances

The outstanding balances of significant related party transactions as at 31 December 2017 and 2016 are as follows:

	(Unit: Million Baht)			
	Consolidated financial statements			
	As at 31 December 2017			
	Major shareholders			Total
Related Companies	United Overseas Bank Limited	United Overseas Bank Group of Companies		
Average outstanding loans to customers	472	-	-	472
Outstanding loans to customers	392	-	-	392
Interbank and money market items (assets)	-	447	3	450
Derivatives assets	-	1,394	-	1,394
Deposits and other assets	-	1	81	82
Commitments	452	117,267	67	117,786
Deposits	333	-	-	333
Interbank and money market items (liabilities)	633	36,125	1,177	37,935
Derivatives liabilities	-	653	-	653
Debt issued and borrowings	-	5,556	-	5,556
Other liabilities	-	1,201	1	1,202

# Notes to Financial Statements

(Continued)

(Unit: Million Baht)

Consolidated financial statements				
As at 31 December 2016				
	Major shareholders			Total
	Related Companies	United Overseas Bank Limited	United Overseas Bank Group of Companies	
Average outstanding loans to customers	428	-	-	428
Outstanding loans to customers	424	-	-	424
Interbank and money market items (assets)	-	828	7	835
Derivatives assets	-	412	-	412
Deposits and other assets	-	4,233	66	4,299
Commitments	167	199,118	33	199,318
Deposits	126	-	-	126
Interbank and money market items (liabilities)	496	20,351	1,385	22,232
Derivatives liabilities	-	3,859	-	3,859
Debt issued and borrowings	-	6,091	-	6,091
Other liabilities	-	167	1	168

(Unit: Million Baht)

Separate financial statements						
As at 31 December 2017						
	Subsidiary companies		Major shareholders			Total
	UOB Bullion and Futures (Thai) Co., Ltd.	UOB Services Co., Ltd.	Related Companies	United Overseas Bank Limited	United Overseas Bank Group of Companies	
Average outstanding loans to customers	-	-	472	-	-	472
Outstanding loans to customers	-	-	392	-	-	392
Interbank and money market items (assets)	-	-	-	447	3	450
Derivatives assets	-	-	-	1,394	-	1,394
Deposits and other assets	-	1	-	1	81	83
Commitments	-	-	452	117,267	67	117,786
Deposits	3	108	333	-	-	444
Interbank and money market items (liabilities)	-	-	633	36,125	1,177	37,935
Derivatives liabilities	-	-	-	653	-	653
Debt issued and borrowings	-	-	-	5,556	-	5,556
Other liabilities	-	17	-	1,201	1	1,219

# Notes to Financial Statements

(Continued)

(Unit: Million Baht)

	Separate financial statements					Total
	As at 31 December 2016					
	Subsidiary companies		Major shareholders			
	UOB Bullion and Futures (Thai) Co., Ltd.	UOB Services Co., Ltd.	Related Companies	United Overseas Bank Limited	United Overseas Bank Group of Companies	
Average outstanding loans to customers	-	-	428	-	-	428
Outstanding loans to customers	-	-	424	-	-	424
Interbank and money market items (assets)	-	-	-	828	7	835
Derivatives assets	-	-	-	412	-	412
Deposits and other assets	-	1	-	4,233	65	4,299
Commitments	-	-	167	199,118	33	199,318
Deposits	136	86	126	-	-	348
Interbank and money market items (liabilities)	-	-	496	20,351	1,385	22,232
Derivatives liabilities	-	-	-	3,859	-	3,859
Debt issued and borrowings	-	-	-	6,091	-	6,091
Other liabilities	-	15	-	167	1	183

## 34. Other benefits paid to the directors and management

For the years ended 31 December 2017 and 2016, the Bank and its subsidiaries had no benefits payable to their directors and management other than those they normally receive whereby directors receive monthly directors' remuneration and management receive salary, bonus and other benefits as discussed in Note 29 and Note 33.2 to the financial statements.

## 35. Earnings per share

Basic earnings per share is calculated by dividing profit for the years attributable to equity holders of the Bank (exclude other comprehensive income or loss) by the weighted average number of ordinary shares in issue during the years.

	Consolidated financial statements		Separate financial statements	
	For the years ended 31 December		For the years ended 31 December	
	2017	2016	2017	2016
Profits for the year from continuing operations (Million Baht)	3,530	3,605	3,500	3,595
Earnings per share from continuing operations (Baht/share)	1.42	1.45	1.41	1.45
Losses for the year from discontinued operations (Million Baht)	5	-	-	-
Earnings per share from discontinued operations (Baht/share)	-	-	-	-
Weighted average number of shares (shares)	2,485,661,305	2,485,661,305	2,485,661,305	2,485,661,305

# Notes to Financial Statements

(Continued)

## 36. Segment information

### 36.1 Operating segments

The following segment information are in accordance with internal management report of the Bank submit to Management Committee who form as Chief Operating Decision Maker (CODM) to decide resources allocation and evaluate performance of business segment.

The Bank segregate business unit into 3 segments; retail, wholesale banking and other, for driving business and decision-making which base on key customer segments and product groups which are used in business decision and internal management reporting as follows:

#### **Retail**

The Retail segment covers personal financial services (PFS) and business banking (BB) with products of deposits, credit and debit cards, insurance, wealth management, investments estate planning, consumer loan, secured and unsecured loan with focus on mortgages and wide range of products through a variety of distribution channels.

#### **Wholesale Banking**

Wholesale Banking segment covers corporate banking, commercial banking and financial institution group (FIG). The corporate banking provides integrated banking solution to large corporations. The products and services are sophisticated and customised to specific customers through a variety of distribution channels. The commercial banking focuses on medium-sized companies with a broad range of products and services that include current accounts, deposits, lending, syndicate loans, cash management, letter of guarantee, trade finance & cross-border payments, underwriting and corporate advisory services while financial institution group maintains correspondence with and provide financial services to Bank and non-bank financial institutions.

#### **Other group**

Other group includes Global Markets (GM) group, risk management, property management, inducing income and expenses not attributable to the above-mentioned operating segments. The GM group provides treasury products and advisory services such as foreign exchange, derivatives and fixed income instruments to customers.

### 36.2 Accounting policies for transactions presented in operating segment information

The accounting policies for any transactions presented in operating segment information were summarised in Note 4 to the financial statements regarding a summary of significant accounting policies. The basis of accounting for any transactions between reportable segments is consistent with that for third party transactions.

Total operating income included net interest income, net fees and service income and other income. The management relies on total operating income and uses it for performance measurement. The total operating expenses included allocated expenses allocated to between operating segments.

Transfer prices between operating segments are on arm's length basis and in a manner similar to transaction with third parties.

No operating income from transactions with a single external customer in an amount equal to 10% or more of the consolidated operating income.

Capital expenditure and related depreciation together with income tax expense will not be allocated to each operating segment, which is in accordance with management reporting policy.



# Notes to Financial Statements

(Continued)

Operating segment information of the Bank and its subsidiaries is summarised as follow:

	(Unit: Million Baht)				
	Consolidated financial statements				
	For the year ended 31 December 2017				
	Retail	Wholesale Banking	Other group	Elimination	Total operating segment
Net interest income	10,126	2,732	736	1	13,595
Non-interest income	3,152	981	514	(30)	4,617
Operating income	13,278	3,713	1,250	(29)	18,212
Operating expenses	6,919	1,566	1,940	(15)	10,410
Bad debt, doubtful accounts and impairment loss	2,623	675	102	-	3,400
Profit (loss) before income tax expenses	3,736	1,472	(792)	(14)	4,402
Income tax expenses					873
Profit from continuing operations before non-controlling interests					3,529
Loss from discontinued operations					(4)
Net profits before non-controlling interests					3,525
Total operating income included of:					
Operating income from third party*	13,601	3,010	1,630	(29)	18,212
Inter-segment operating income (expenses)	(323)	703	(380)	-	-
Depreciation					671
Capital expenditure					980

\* Including income from a major shareholder and United Overseas Bank Group of Companies.

# Notes to Financial Statements

(Continued)

	(Unit: Million Baht)				
	Consolidated financial statements				
	For the year ended 31 December 2016				
	Retail	Wholesale Banking	Other group	Elimination	Total operating segment
Net interest income	9,173	2,405	1,205	-	12,783
Non-interest income	3,010	1,002	268	(28)	4,252
Operating income	12,183	3,407	1,473	(28)	17,035
Operating expenses	6,283	1,667	1,707	(14)	9,643
Bad debt, doubtful accounts and impairment loss	2,566	480	(41)	-	3,005
Profit (loss) before income tax expenses	3,334	1,260	(193)	(14)	4,387
Income tax expenses					783
Profit from continuing operations before non-controlling interests					3,604
Profit from discontinued operations					-
Net profits before non-controlling interests					3,604
Total operating income included of:					
Operating income from third party*	12,806	2,762	1,495	(28)	17,035
Inter-segment operating income (expenses)	(623)	645	(22)	-	-
Depreciation					362
Capital expenditure					1,445

\* Including income from a major shareholder and United Overseas Bank Group of Companies.

	(Unit: Million Baht)				
	Consolidated financial statements				
	As at 31 December 2017				
	Retail	Wholesale Banking	Other group	Elimination	Total operating segment
Total Assets	241,586	108,184	167,348	(190)	516,928
Total Liabilities	250,834	136,338	77,938	(128)	464,982

	(Unit: Million Baht)				
	Consolidated financial statements				
	As at 31 December 2016				
	Retail	Wholesale Banking	Other group	Elimination	Total operating segment
Total Assets	224,207	92,932	134,886	(414)	451,611
Total Liabilities	217,072	118,676	67,663	(236)	403,175

## 36.3 Geographic information

The Bank and its subsidiaries operate in Thailand only. Therefore, all of the revenues and assets as reflected in these financial statements pertain to the aforementioned geographical report.

# Notes to Financial Statements

(Continued)

## 37. Statements of financial position and results of operations classified by geographic locations and type of businesses

As at 31 December 2017 and 2016, statements of financial position are classified by type of business as follows:

	(Unit: Million Baht)				
	Consolidated financial statements				
	As at 31 December 2017				
	Commercial Bank	Others*	Total	Eliminated transactions**	Consolidated total
Total assets	516,964	154	517,118	(190)	516,928
Interbank and money market items - net (assets)	87,438	111	87,549	(111)	87,438
Investments - net	60,600	-	60,600	(62)	60,538
Loans to customers and accrued interest receivables - net	341,149	-	341,149	-	341,149
Deposits	370,279	-	370,279	(111)	370,168
Interbank and money market items (liabilities)	52,124	-	52,124	-	52,124
Debts issued and borrowings	21,556	-	21,556	-	21,556

\* Derivatives brokerage and debt collection services are operated under the subsidiaries.

\*\* Eliminated transactions are transactions between the Bank and its subsidiaries and are eliminated upon consolidation in accordance with accounting standards.

	(Unit: Million Baht)				
	Consolidated financial statements				
	As at 31 December 2016				
	Commercial Bank	Others*	Total	Eliminated transactions**	Consolidated total
Total assets	451,743	282	452,025	(414)	451,611
Interbank and money market items - net (assets)	37,396	223	37,619	(223)	37,396
Investments - net	71,294	-	71,294	(176)	71,118
Loans to customers and accrued interest receivables - net	309,874	-	309,874	-	309,874
Deposits	324,081	-	324,081	(222)	323,859
Interbank and money market items (liabilities)	36,887	-	36,887	-	36,887
Debts issued and borrowings	18,591	-	18,591	-	18,591

\* Derivatives brokerage and debt collection services are operated under the subsidiaries.

\*\* Eliminated transactions are transactions between the Bank and its subsidiaries and are eliminated upon consolidation in accordance with accounting standards.

# Notes to Financial Statements

(Continued)

As at 31 December 2017 and 2016, statements of financial position are classified by geographic locations of the Bank as follows:

(Unit: Million Baht)

	Separate financial statements					
	As at 31 December					
	2017			2016		
	Domestic	Overseas	Total	Domestic	Overseas	Total
Total assets	516,964	-	516,964	451,743	-	451,743
Interbank and money market items - net (assets)	87,438	-	87,438	37,396	-	37,396
Investments - net	60,600	-	60,600	71,294	-	71,294
Loans to customers and accrued interest receivables - net	341,149	-	341,149	309,874	-	309,874
Deposits	370,279	-	370,279	324,081	-	324,081
Interbank and money market items (liabilities)	52,124	-	52,124	36,887	-	36,887
Debts issued and borrowings	21,556	-	21,556	18,591	-	18,591

Results of the Bank's operations for the years ended 31 December 2017 and 2016 are classified by type of business as follows:

(Unit: Million Baht)

	Consolidated financial statements				
	For the year ended 31 December 2017				
	Commercial Bank	Others*	Total	Eliminated transactions**	Consolidated total
Interest income	20,874	1	20,875	(1)	20,874
Less: Interest expenses	7,281	-	7,281	(2)	7,279
Net interest income	13,593	1	13,594	1	13,595
Net fees and service income	3,223	165	3,388	-	3,388
Other operating income	1,259	-	1,259	(30)	1,229
Less: Other operating expenses	10,312	112	10,424	(14)	10,410
Less: Bad debt, doubtful accounts and impairment loss	3,400	-	3,400	-	3,400
Profit from operation before income tax expenses	4,363	54	4,417	(15)	4,402

\* Debt collection services are operated under the subsidiary.

\*\* Eliminated transactions are transactions between the Bank and its subsidiaries and are eliminated upon consolidation in accordance with accounting standards.

# Notes to Financial Statements

(Continued)

(Unit: Million Baht)

	Consolidated financial statements				
	For the year ended 31 December 2016				
	Commercial Bank	Others*	Total	Eliminated transactions**	Consolidated total
Interest income	19,532	1	19,533	(1)	19,532
Less: Interest expenses	6,751	-	6,751	(2)	6,749
Net interest income	12,781	1	12,782	1	12,783
Net fees and service income	3,162	151	3,313	-	3,313
Other operating income	968	-	968	(29)	939
Less: Other operating expenses	9,532	125	9,657	(14)	9,643
Less: Bad debt, doubtful accounts and impairment loss	3,005	-	3,005	-	3,005
Profit from operation before income tax expenses	4,374	27	4,401	(14)	4,387

\* Derivatives brokerage and debt collection services are operated under the subsidiaries.

\*\* Eliminated transactions are transactions between the Bank and its subsidiaries and are eliminated upon consolidation in accordance with accounting standards.

Results of the Bank's operations for the years ended 31 December 2017 and 2016 are classified by geographic locations as follows:

(Unit: Million Baht)

	Separate financial statements					
	For the years ended 31 December					
	2017			2016		
	Domestic	Overseas	Total	Domestic	Overseas	Total
Interest income	20,874	-	20,874	19,532	-	19,532
Less: Interest expenses	7,281	-	7,281	6,751	-	6,751
Net interest income	13,593	-	13,593	12,781	-	12,781
Net fees and service income	3,223	-	3,223	3,162	-	3,162
Other operating income	1,259	-	1,259	968	-	968
Less: Other operating expenses	10,312	-	10,312	9,532	-	9,532
Less: Bad debt, doubtful accounts and impairment loss	3,400	-	3,400	3,005	-	3,005
Profit from operation before income tax expenses	4,363	-	4,363	4,374	-	4,374

# Notes to Financial Statements

(Continued)

## 38. Interest income

	(Unit: Million Baht)			
	Consolidated financial statements		Separate financial statements	
	For the years ended 31 December		For the years ended 31 December	
	2017	2016	2017	2016
Interbank and money market items	1,069	761	1,069	761
Investments and trading transactions	57	38	57	38
Investments in debt securities	937	1,125	937	1,125
Loans	18,619	17,425	18,619	17,425
Hire purchase and financial lease	174	174	174	174
Others	18	9	18	9
<b>Total interest income</b>	<b>20,874</b>	<b>19,532</b>	<b>20,874</b>	<b>19,532</b>

## 39. Interest expenses

	(Unit: Million Baht)			
	Consolidated financial statements		Separate financial statements	
	For the years ended 31 December		For the years ended 31 December	
	2017	2016	2017	2016
Deposits	4,708	4,543	4,710	4,545
Interbank and money market items	303	172	303	172
Contributions to Deposit Protection Agency and Financial Institutions Development Fund	1,756	1,570	1,756	1,570
Debt issued and borrowings				
- Subordinated debentures	252	166	252	166
- Senior debentures	232	282	232	282
Others	28	16	28	16
<b>Total interest expenses</b>	<b>7,279</b>	<b>6,749</b>	<b>7,281</b>	<b>6,751</b>

# Notes to Financial Statements

(Continued)

## 40. Fees and service income

	(Unit: Million Baht)			
	Consolidated financial statements		Separate financial statements	
	For the years ended 31 December		For the years ended 31 December	
	2017	2016	2017	2016
Fees and service income				
- Acceptances, aval and guarantees	359	376	359	376
- Credit cards	983	899	983	899
- Insurance fees	1,050	1,211	1,050	1,211
- Mutual Fund management and underwriting fees	757	533	757	533
- Others	899	916	899	916
<b>Total fees and service income</b>	<b>4,048</b>	<b>3,935</b>	<b>4,048</b>	<b>3,935</b>
Fees and service expenses				
- Agency referral fees	224	234	224	234
- Service expenses	16	11	181	162
- Others	420	377	420	377
<b>Total fees and service expenses</b>	<b>660</b>	<b>622</b>	<b>825</b>	<b>773</b>
<b>Net fees and service income</b>	<b>3,388</b>	<b>3,313</b>	<b>3,223</b>	<b>3,162</b>

## 41. Net gains on trading and foreign exchange transactions

	(Unit: Million Baht)	
	Consolidated and separate financial statements	
	For the years ended 31 December	
	2017	2016
Gains (losses) on trading and foreign exchange transactions		
- Foreign currencies and derivatives on foreign exchange	487	551
- Foreign currencies (Swap Cost)	40	(106)
- Derivatives on interest rates	8	(11)
- Debt securities	23	(9)
- Others	14	32
<b>Net gains on trading and foreign exchange transactions</b>	<b>572</b>	<b>457</b>

# Notes to Financial Statements

(Continued)

## 42. Net gains on investments

	(Unit: Million Baht)			
	Consolidated financial statements		Separate financial statements	
	For the years ended 31 December		For the years ended 31 December	
	2017	2016	2017	2016
Gains on disposal of securities				
- Available-for-sale investments	308	280	308	280
<b>Total</b>	<b>308</b>	<b>280</b>	<b>308</b>	<b>280</b>
Impairment reversal (loss) of investments				
- General investments	7	-	7	-
- Investments in subsidiary	-	-	(5)	-
<b>Total</b>	<b>7</b>	<b>-</b>	<b>2</b>	<b>-</b>
<b>Net gains on investments</b>	<b>315</b>	<b>280</b>	<b>310</b>	<b>280</b>

## 43. Bad debts, doubtful accounts and impairment losses

	(Unit: Million Baht)	
	Consolidated and separate financial statements	
	For the years ended 31 December	
	2017	2016
Bad debts and doubtful accounts:		
Interbank and money market items	2	(17)
Loans to customers	3,398*	3,022
<b>Total bad debts, doubtful accounts and impairment losses</b>	<b>3,400</b>	<b>3,005</b>

\* The selling price in excess of carrying values of non - performing loans were presented net from bad debts and doubtful accounts.



# Notes to Financial Statements

(Continued)

## 44. Components of other comprehensive income (loss)

	(Unit: Million Baht)			
	Consolidated financial statements		Separate financial statements	
	For the years ended 31 December		For the years ended 31 December	
	2017	2016	2017	2016
Items to be recognised subsequently in profit or loss:				
Gains on revaluation of available-for-sale investments				
Unrealised gains (losses) during the years	241	(172)	241	(172)
Less: Reclassification of the recognised gains from sale of available-for-sale investments during the years transferred to be recognised in profit or loss	(213)	(199)	(213)	(199)
Total items to be recognised subsequently in profit or loss	28	(371)	28	(371)
Add (less): Income taxes	(6)	74	(6)	74
Items to be recognised subsequently in profit or loss - net of income taxes	22	(297)	22	(297)
Items not to be recognised subsequently in profit or loss:				
Actuarial gains (losses) on defined benefit plans	(1)	147	(3)	145
Total items not to be recognised subsequently in profit or loss	(1)	147	(3)	145
Add (less): Income taxes	-	(29)	1	(29)
Total items not to be recognised subsequently in profit or loss - net of income tax	(1)	118	(2)	116
Other comprehensive income (losses) for the years	21	(179)	20	(181)

## 45. Fair values of assets and liabilities

### 45.1 Fair value estimation process

The Bank and its subsidiaries estimate fair values of assets and liabilities under the following policies, controls, methods and assumptions.

The Bank's fair value estimation process is monitored under the policies, which cover methods of calculation, market data, counterparty credit risk and reserve provisioning. Such policies determine the methods and controls in estimating fair values of assets and liabilities where mark-to-market or mark-to-model is required.

The rates and parameters used in estimating fair values are reviewed independently by Product Control and Governance (PCG) Unit whereby in case of products or instruments that are traded in the liquid market or the exchange, the fair values will be cross-checked with other service providers in the market or other market sources. If the market prices obtained have no liquidity, PCG will use other additional techniques, i.e. valuation using historical information or using market rates and parameters available to test the level of reasonableness of such fair values.

In case that the fair values are determined using data that is not available in an observable market, PCG will use other available financial information, e.g. cash flows, profit or loss, or net asset value to determine the fair values.

# Notes to Financial Statements

(Continued)

Fair value measurement hierarchy is as follows:

Level 1 - Use of quoted market prices in an observable active market for such assets or liabilities.

Level 2 - Use of other observable, whether directly or indirectly, inputs for such assets or liabilities.

Level 3 - Use of unobservable inputs such as estimates of future cash flows, etc.

## 45.2 Fair values of assets and liabilities

The valuation process is supplemented by valuation reserves to adjust for valuation uncertainties. Market Risk and Product Control Unit proposes the valuation reserve methodologies and adjustments to Asset and Liability Committee (ALCO). Such adjustments or reserves will take into accounts the use of bid/offer for short or long positions, long term market conditions, and market parameters.

Fair values of each item of assets and liabilities are estimated using the following methods and assumptions.

(a) Cash and interbank and money market items

The fair values of cash and interbank and money market items, which have a remaining maturity period of less than 1 year as from the financial reporting dates or bear floating interest rates, are estimated at their carrying values. The fair values of instruments bearing fixed interest rates or having a remaining maturity period of longer than 1 year as from the financial reporting dates are estimated using a discounted cash flow techniques, discounted by an average interest rate currently being offered on similar instruments.

(b) Claims on securities/Liabilities to deliver securities

The fair values for claims on securities/liabilities to deliver securities are based on quoted market prices.

(c) Investments

The fair values for investments are based on quoted market prices, where available. If quoted market prices are not available, the fair values are based on the quoted market prices of comparable instruments after adjusting for risk premium (if any) or the net asset values of such investments.

(d) Loans to customers

The fair values of the floating rate loans that are scheduled to be re-priced regularly and have no significant change in credit risk or of the fixed rate loans that are re-priced within 1 year as from the financial reporting dates are estimated at their carrying values. The fair values of fixed rate loans that are scheduled to be re-priced longer than 1 year as from the financial reporting dates are estimated using the discounted cash flow techniques and applying an average interest rates currently being offered to other borrowers with similar credit quality and similar loan terms and conditions, except that such loans, upon which fair value calculation under such techniques provides the fair values which do not materially differ from their carrying values, the fair values are therefore approximated their carrying values.

(e) Accrued interest receivables

The fair values of accrued interest receivables are estimated at their carrying values.

(f) Land and buildings

- Appraisal of land: Market comparison approach is used whereby the buying and selling prices for assets with similar characteristics are obtained.
- Appraisal of buildings: The depreciated replacement cost approach is used for buildings specifically used for the Bank's operation. The market comparison approach is used for general buildings whereby the buying and selling prices for assets with similar characteristics are obtained. The income approach is used for assets that generate revenues.

# Notes to Financial Statements

(Continued)

(g) Deposits

The fair values of demand deposits, floating rate deposits and deposits that are re-priced within 1 year as from the financial reporting dates are estimated to approximate their carrying values. The fair values for other fixed rate deposits are estimated using the discounted cash flow techniques and applying an average rate of deposit rates currently offered by 4 major commercial banks, except that such deposits, upon which fair value calculation under such techniques provides the fair values which do not materially differ from their carrying values, the fair values are therefore approximated their carrying values.

(h) Interbank and money market items (liabilities)

The fair values of interbank and money market items that have a remaining maturity period of less than 1 year as from the financial reporting dates or bear floating rates of interest are estimated to approximate their carrying values. The fair values for fixed rate instruments that have a remaining maturity period of longer than 1 year as from the financial reporting dates are estimated using the discounted cash flow techniques and applying an average rate of interest currently being offered on similar instruments, except that such interbank and money market items, upon which fair value calculation under such techniques provides the fair values which do not materially differ from their carrying values, the fair values of interbank and money market items are therefore approximated their carrying values.

(i) Debts issued and borrowings

The fair values of borrowings with a remaining maturity period of less than 1 year as from the financial reporting dates are estimated at their carrying values. The fair values of borrowings with a remaining maturity period of longer than 1 year as from the financial reporting dates are estimated using the discounted cash flow techniques and applying an average rate of interest currently charged on borrowings with similar arrangements.

The fair values of unsubordinated debts are calculated using the prices quoted in the market.

(j) Off-balance sheet commitments

Aval, guarantee and letters of credit

These aval, guarantee and letters of credit are generally not intended to be sold or traded such that fair values are not readily available and their estimates are also not ascertainable. The fair values of these items were not calculated for the following reasons:

- There are rare cases that the Bank would commit a pre-determined rate of interest on guarantees extending beyond 1 year.
- The fees charged on these commitments are not different to the fees currently charged on commitments with similar arrangements.
- The quantum of fees collected on these commitments, upon which fair value would be determined, are not material.

Other commitments

The fair values of future contracts are prices quoted in the exchange.

The fair values of foreign exchange contracts are obtained from observable market rates of similar foreign exchange contracts.

The fair values of interest rate contracts are estimated using discounted cash flow techniques and discounting by observable market rates.

# Notes to Financial Statements

(Continued)

As at 31 December 2017 and 2016, the Bank and its subsidiaries had the assets and liabilities that were measured at fair value or disclosed at fair value using different levels of inputs as follows:

	(Unit: Million Baht)				
	Consolidated financial statements				
	As at 31 December 2017				
	Carrying	Fair value			
	Value	Level 1	Level 2	Level 3	Total
<b>Financial assets measured at fair value</b>					
Derivatives assets	7,657	-	7,657	-	7,657
Trading investments					
Debt instruments	11,110	-	11,110	-	11,110
Available-for-sale-investments					
Equity instruments	2	2	-	-	2
Debt instruments	49,387	-	49,387	-	49,387
Other assets	7	-	7	-	7
<b>Financial liabilities measured at fair value</b>					
Derivatives liabilities	7,569	-	7,569	-	7,569
Other liabilities	6	-	6	-	6
<b>Non-financial asset measured at fair value</b>					
Land and building	7,642	-	-	7,642	7,642
<b>Financial assets for which fair value are disclosed</b>					
Cash	4,682	4,682	-	-	4,682
Interbank and money market items - net	87,438	-	87,438	-	87,438
General investments	39	-	-	72	72
Loan to customers and accrued interest receivables	341,149	-	341,149	-	341,149
Other receivables from sold non-performing loans - net	708	-	708	-	708
<b>Financial liabilities for which fair value are disclosed</b>					
Deposits	370,168	208,636	161,532	-	370,168
Interbank and money market items	52,124	-	52,124	-	52,124
Liabilities payable on demand	3,320	3,320	-	-	3,320
Debt issued and borrowings	21,556	-	21,686	-	21,686

# Notes to Financial Statements

(Continued)

(Unit: Million Baht)

	Consolidated financial statements				
	As at 31 December 2016				
	Carrying Value	Fair value			Total
	Level 1	Level 2	Level 3		
<b>Financial assets measured at fair value</b>					
Derivatives assets	10,335	-	10,335	-	10,335
Trading investments					
Debt instruments	2,551	-	2,551	-	2,551
Available-for-sale-investments					
Equity instruments	269	269	-	-	269
Debt instruments	68,252	-	68,252	-	68,252
Other assets	1	-	1	-	1
<b>Financial liabilities measured at fair value</b>					
Derivatives liabilities	9,931	-	9,931	-	9,931
Other liabilities	6	-	6	-	6
<b>Non-financial asset measured at fair value</b>					
Land and building	6,971	-	-	6,971	6,971
<b>Financial assets for which fair value are disclosed</b>					
Cash	5,189	5,189	-	-	5,189
Interbank and money market items - net	37,396	-	37,396	-	37,396
General investments	46	-	-	71	71
Loan to customers and accrued interest receivables	309,874	-	309,874	-	309,874
<b>Financial liabilities for which fair value are disclosed</b>					
Deposits	323,859	186,982	136,877	-	323,859
Interbank and money market items	36,887	-	36,887	-	36,887
Liabilities payable on demand	3,073	3,073	-	-	3,073
Debt issued and borrowings	18,591	-	18,496	-	18,496

# Notes to Financial Statements

(Continued)

(Unit: Million Baht)

	Separate financial statements				
	As at 31 December 2017				
	Carrying Value	Fair value			Total
	Level 1	Level 2	Level 3		
<b>Financial assets measured at fair value</b>					
Derivatives assets	7,657	-	7,657	-	7,657
Trading investments					
Debt instruments	11,110	-	11,110	-	11,110
Available-for-sale-investments					
Equity instruments	2	2	-	-	2
Debt instruments	49,387	-	49,387	-	49,387
Other assets	7	-	7	-	7
<b>Financial liabilities measured at fair value</b>					
Derivatives liabilities	7,569	-	7,569	-	7,569
Other liabilities	6	-	6	-	6
<b>Non-financial asset measured at fair value</b>					
Land and building	7,642	-	-	7,642	7,642
<b>Financial assets for which fair value are disclosed</b>					
Cash	4,682	4,682	-	-	4,682
Interbank and money market items - net	87,438	-	87,438	-	87,438
General investments	39	-	-	72	72
Loan to customers and accrued interest receivables	341,149	-	341,149	-	341,149
Other receivables from sold non-performing loans - net	708	-	708	-	708
<b>Financial liabilities for which fair value are disclosed</b>					
Deposits	370,279	208,702	161,577	-	370,279
Interbank and money market items	52,124	-	52,124	-	52,124
Liabilities payable on demand	3,320	3,320	-	-	3,320
Debt issued and borrowings	21,556	-	21,686	-	21,686

# Notes to Financial Statements

(Continued)

(Unit: Million Baht)

	Separate financial statements				
	As at 31 December 2016				
	Carrying Value	Fair value			Total
	Level 1	Level 2	Level 3		
<b>Financial assets measured at fair value</b>					
Derivatives assets	10,335	-	10,335	-	10,335
Trading investments					
Debt instruments	2,551	-	2,551	-	2,551
Available-for-sale-investments					
Equity instruments	269	269	-	-	269
Debt instruments	68,252	-	68,252	-	68,252
Other assets	1	-	1	-	1
<b>Financial liabilities measured at fair value</b>					
Derivatives liabilities	9,931	-	9,931	-	9,931
Other liabilities	6	-	6	-	6
<b>Non-financial asset measured at fair value</b>					
Land and building	6,971	-	-	6,971	6,971
<b>Financial assets for which fair value are disclosed</b>					
Cash	5,189	5,189	-	-	5,189
Interbank and money market items - net	37,396	-	37,396	-	37,396
General investments	46	-	-	71	71
Loan to customers and accrued interest receivables	309,874	-	309,874	-	309,874
<b>Financial liabilities for which fair value are disclosed</b>					
Deposits	324,081	187,032	137,049	-	324,081
Interbank and money market items	36,887	-	36,887	-	36,887
Liabilities payable on demand	3,073	3,073	-	-	3,073
Debts issued and borrowings	18,591	-	18,496	-	18,496

During the current year, there were no transfers within the fair value hierarchy.

## 46. Disclosure of financial instruments

The Bank's business activities involve the use of financial instruments, including derivatives. These activities may expose the Bank to a variety of financial risks, credit risk, foreign exchange risk, interest rate risk and liquidity risk. In entering into those committed financial transactions, the Bank is governed by policies and parameters approved by a designated committee from the Board of Directors as appropriated. The Risk Management Sector assumes the independent oversight of risks undertaken by the Bank, and takes the lead in the formulation and approval of risk policies, controls and processes whereby the Product Control and Governance (PCG) Unit under the Risk Management Sector monitors Global Markets' operation to be in compliance with prescribed trading policies and risk limits. This is further enhanced by the audit of internal control in relation to risk management as carried out by the Internal Audit.

### 46.1 Relevant accounting policies

Details of significant accounting policies and methods adopted, including criteria for revenue and expense recognition in respect of each class of financial assets and financial liabilities, are already disclosed in Note 4 to the financial statements.

# Notes to Financial Statements

(Continued)

## 46.2 Credit risk

Credit risk is defined as the risk of loss arising from any failure by a borrower or a counterparty to fulfil its financial obligations as and when such obligations fall due. The Risk and Capital Committee and Credit Management Committee are the committees delegated by the Board of Directors to oversee all credit risk and credit related matters. These committees oversight on the effectiveness of the Bank's credit risk management structure and framework including people, processes, information, infrastructure, methodologies and systems. Credit risk exposures are managed through a robust credit underwriting, structuring and monitoring process. The process includes monthly review of all non-performing and special mention loans, ensuring credit quality and the timely recognition of asset impairment. Past dues and credit limit excesses are also tracked and analysed regularly. In addition, credit review are performed regularly to proactively manage any delinquency, minimise undesirable concentrations, maximise recoveries, and ensure credit policies and procedures are complied.

In case of financial assets, the carrying amounts net of allowance for doubtful accounts as stated in the financial statements represented the expected maximum exposure credit risk of the Bank and its subsidiaries.

In case of off-balance commitments, the credit equivalent of unmatured commitments in accordance with the BOT's regulations represented the expected maximum exposure credit risk of the Bank and its subsidiaries from off-balance commitments.

	(Unit: Million Baht)	
	Consolidated and separate financial statements	
	As at 31 December	
	2017	2016
Foreign exchange contracts	3,406	6,510
Interest rate swap contracts	514	443
Cross currency interest rate swap contracts	542	1,123
Commodity derivatives contracts	44	257
Avals to bills	2,912	3,563
Guarantees of loans	2,008	3,147
Performance guarantees	7,865	6,589
Bid guarantees	510	328
Liability under unmatured import bills	246	271
Import letters of credit	735	490
Others	128	117
<b>Total</b>	<b>18,910</b>	<b>22,838</b>



# Notes to Financial Statements

(Continued)

## 46.3 Commodity price risk

Commodity price risk is the risk arising from the price change of commodities, which may affect the value of the Bank's financial instruments or may cause volatility in the Bank's earnings and cost of funds.

All commodity derivatives are managed on a back-to-back basis. The risk is independently monitored by Product Control and Governance Unit. Because the Bank records commodity derivatives at fair value, the Bank's commodity price risk is considered according to their carrying value.

## 46.4 Interest rate risk

Interest rate risk in banking book is the risk or potential loss to earnings and economic value of the Bank due to the change in interest rates. This interest rate risk arises from differences in the maturity and pricing dates of assets, liabilities and off-balance sheet items.

These mismatches are actively monitored and managed as part of the overall interest rate risk management process which is conducted in accordance with the Bank's risk management policies.

However, financial assets and liabilities represented their carrying values in statements of financial position, which are classified by types of interest rates and repricing periods as follows.

(Unit: Million Baht)

Consolidated financial statements							
As at 31 December 2017							
	Floating rate/ Within 3 months	3 - 12 months	1 - 5 years	More than 5 years	Non-interest bearing	Total	Average return rate (% per annum)
<b>Financial assets</b>							
Cash	-	-	-	-	4,682	4,682	-
Interbank and money market items - net	83,996	298	-	-	3,144	87,438	1.46
Derivatives assets	-	-	-	-	7,657	7,657	-
Investments - net	11,479	3,214	45,803	-	42	60,538	1.45
Loans to customers*	272,562	32,674	33,666	290	11,401	350,593	6.52
Other receivables from sold non-performing loans - net	679	-	-	-	29	708	2.30
<b>Financial liabilities</b>							
Deposits	246,726	104,705	10,967	-	7,770	370,168	1.26
Interbank and money market items	46,123	4,229	28	387	1,357	52,124	1.23
Liabilities payable on demand	-	-	-	-	3,320	3,320	-
Derivatives liabilities	-	-	-	-	7,569	7,569	-
Debt issued and borrowings	5,556	-	10,000	6,000	-	21,556	2.81

\* Under the Bank's interest rate risk management policy, non-accrual loans and loans to customers that are overdue and contracts were matured are reported in the "non-interest bearing" bucket.

# Notes to Financial Statements

(Continued)

(Unit: Million Baht)

Consolidated financial statements							
As at 31 December 2016							
	Floating rate/ Within 3 months	3 - 12 months	1 - 5 years	More than 5 years	Non-interest bearing	Total	Average return rate (% per annum)
<b>Financial assets</b>							
Cash	-	-	-	-	5,189	5,189	-
Interbank and money market items - net	30,096	530	-	-	6,770	37,396	1.23
Derivatives assets	-	-	-	-	10,335	10,335	-
Investments - net	26,124	12,084	32,536	59	315	71,118	1.60
Loans to customers*	237,800	35,953	35,731	26	9,196	318,706	6.78
<b>Financial liabilities</b>							
Deposits	229,843	86,575	1,664	-	5,777	323,859	1.29
Interbank and money market items	28,690	3,166	92	215	4,724	36,887	1.15
Liabilities payable on demand	-	-	-	-	3,073	3,073	-
Derivatives liabilities	-	-	-	-	9,931	9,931	-
Debt issued and borrowings	6,091	2,500	10,000	-	-	18,591	2.42

\* Under the Bank's interest rate risk management policy, non-accrual loans and loans to customers that are overdue and contracts were matured are reported in the "non-interest bearing" bucket.

(Unit: Million Baht)

Separate financial statements							
As at 31 December 2017							
	Floating rate/ Within 3 months	3 - 12 months	1 - 5 years	More than 5 years	Non-interest bearing	Total	Average return rate (% per annum)
<b>Financial assets</b>							
Cash	-	-	-	-	4,682	4,682	-
Interbank and money market items - net	83,996	298	-	-	3,144	87,438	1.46
Derivatives assets	-	-	-	-	7,657	7,657	-
Investments - net	11,479	3,214	45,803	-	104	60,600	1.45
Loans to customers*	272,562	32,674	33,666	290	11,401	350,593	6.52
Other receivables from sold non-performing loans - net	679	-	-	-	29	708	2.30
<b>Financial liabilities</b>							
Deposits	246,791	104,750	10,968	-	7,770	370,279	1.26
Interbank and money market items	46,123	4,229	28	387	1,357	52,124	1.23
Liabilities payable on demand	-	-	-	-	3,320	3,320	-
Derivatives liabilities	-	-	-	-	7,569	7,569	-
Debt issued and borrowings	5,556	-	10,000	6,000	-	21,556	2.81

\* Under the Bank's interest rate risk management policy, non-accrual loans and loans to customers that are overdue and contracts were matured are reported in the "non-interest bearing" bucket.

# Notes to Financial Statements

(Continued)

(Unit: Million Baht)

	Separate financial statements						
	As at 31 December 2016						
	Floating rate/ Within 3 months	3 - 12 months	1 - 5 years	More than 5 years	Non-interest bearing	Total	Average return rate (% per annum)
<b>Financial assets</b>							
Cash	-	-	-	-	5,189	5,189	-
Interbank and money market items - net	30,096	530	-	-	6,770	37,396	1.23
Derivatives assets	-	-	-	-	10,335	10,335	-
Investments - net	26,124	12,084	32,536	59	491	71,294	1.60
Loans to customers*	237,800	35,953	35,731	26	9,196	318,706	6.78
<b>Financial liabilities</b>							
Deposits	229,926	86,714	1,664	-	5,777	324,081	1.29
Interbank and money market items	28,690	3,166	92	215	4,724	36,887	1.15
Liabilities payable on demand	-	-	-	-	3,073	3,073	-
Derivatives liabilities	-	-	-	-	9,931	9,931	-
Debt issued and borrowings	6,091	2,500	10,000	-	-	18,591	2.42

\* Under the Bank's interest rate risk management policy, non-accrual loans and loans to customers that are overdue and contracts were matured are reported in the "non-interest bearing" bucket.

## 46.5 Exchange rate risk

Foreign exchange risk is the risk to revenues and economic value of foreign currency assets, liabilities, and financial derivatives caused by fluctuations in foreign exchange rates.

The Bank's foreign exchange exposures comprise of trading and non-trading. Non-trading foreign exchange exposures are principally derived from customer businesses. The Bank utilises mainly spot foreign exchange, foreign currency forwards, and swaps to reduce its foreign exchange risk.

Foreign exchange risk is independently managed through policies and risk limits and monitored by Product Control and Governance Unit.

## 46.6 Liquidity risk

Liquidity risk is the risk that the Bank and its subsidiaries may not be able to meet their obligations as they fall due as a result of inability to liquidate their assets or to cover funding requirements at an appropriate price, resulting in losses to the Bank and its subsidiaries.

The Bank and its subsidiaries manage liquidity risk in accordance with the liquidity framework, which comprises policies, controls and limits. These controls and policies include setting of net cumulative cash flow mismatch limits, monitoring of liquidity early warning indicators, stress test analysis of cash flows in liquidity crisis scenarios and establishment of a comprehensive contingency funding plan. The Bank is also required by the regulators to maintain sufficient high liquid assets to support potential cash outflows under severe liquidity stressed scenario. The main objectives are honouring all cash outflow commitments on an on-going basis, satisfying statutory liquidity and reserve requirements, and avoiding raising funds at market premiums or through forced sale of assets.

# Notes to Financial Statements

(Continued)

The maturity analysis of financial assets and liabilities representing their carrying values in statements of financial position is as follows:

(Unit: Million Baht)

	Consolidated financial statements						Total
	As at 31 December 2017						
	Call	Within 3 months	3 - 12 months	1 - 5 years	More than 5 years	No specific maturity	
<b>Financial assets</b>							
Cash	4,682	-	-	-	-	-	4,682
Interbank and money market items - net	4,113	83,025	300	-	-	-	87,438
Derivatives assets	-	-	-	-	-	7,657	7,657
Investments - net	-	11,040	3,214	46,242	-	42	60,538
Loans to customers*	2,012	74,861	38,451	74,307	160,962	-	350,593
Other receivables from sold non-performing loans - net	-	97	291	317	3	-	708
<b>Financial liabilities</b>							
Deposits	208,637	45,600	103,771	12,159	1	-	370,168
Interbank and money market items	10,864	36,611	4,234	28	387	-	52,124
Liabilities payable on demand	3,320	-	-	-	-	-	3,320
Derivatives liabilities	-	-	-	-	-	7,569	7,569
Debt issued and borrowings	-	5,556	-	10,000	6,000	-	21,556

\* Under the Bank's liquidity risk management policy, non-accrual loans such as certain restructured loans and NPLs are reported in the "more than 5 years" bucket.

(Unit: Million Baht)

	Consolidated financial statements						Total
	As at 31 December 2016						
	Call	Within 3 months	3 - 12 months	1 - 5 years	More than 5 years	No specific maturity	
<b>Financial assets</b>							
Cash	5,189	-	-	-	-	-	5,189
Interbank and money market items - net	7,063	29,795	538	-	-	-	37,396
Derivatives assets	-	-	-	-	-	10,335	10,335
Investments - net	-	26,124	12,084	32,536	59	315	71,118
Loans to customers*	2,109	61,542	38,799	67,357	148,899	-	318,706
<b>Financial liabilities</b>							
Deposits	186,990	47,729	87,470	1,669	1	-	323,859
Interbank and money market items	10,826	22,588	3,166	92	215	-	36,887
Liabilities payable on demand	3,073	-	-	-	-	-	3,073
Derivatives liabilities	-	-	-	-	-	9,931	9,931
Debt issued and borrowings	-	-	2,500	10,000	6,091	-	18,591

\* Under the Bank's liquidity risk management policy, non-accrual loans such as certain restructured loans and NPLs are reported in the "more than 5 years" bucket.

# Notes to Financial Statements

(Continued)

(Unit: Million Baht)

	Separate financial statements						Total
	As at 31 December 2017						
	Call	Within 3 months	3 - 12 months	1 - 5 years	More than 5 years	No specific maturity	
<b>Financial assets</b>							
Cash	4,682	-	-	-	-	-	4,682
Interbank and money market items - net	4,113	83,025	300	-	-	-	87,438
Derivatives assets	-	-	-	-	-	7,657	7,657
Investments - net	-	11,040	3,214	46,242	-	104	60,600
Loans to customers*	2,012	74,861	38,451	74,307	160,962	-	350,593
Other receivables from sold non-performing loans - net	-	97	291	317	3	-	708
<b>Financial liabilities</b>							
Deposits	208,703	45,600	103,816	12,159	1	-	370,279
Interbank and money market items	10,864	36,611	4,234	28	387	-	52,124
Liabilities payable on demand	3,320	-	-	-	-	-	3,320
Derivatives liabilities	-	-	-	-	-	7,569	7,569
Debt issued and borrowings	-	5,556	-	10,000	6,000	-	21,556

\* Under the Bank's liquidity risk management policy, non-accrual loans such as certain restructured loans and NPLs are reported in the "more than 5 years" bucket.

(Unit: Million Baht)

	Separate financial statements						Total
	As at 31 December 2016						
	Call	Within 3 months	3 - 12 months	1 - 5 years	More than 5 years	No specific maturity	
<b>Financial assets</b>							
Cash	5,189	-	-	-	-	-	5,189
Interbank and money market items - net	7,063	29,795	538	-	-	-	37,396
Derivatives assets	-	-	-	-	-	10,335	10,335
Investments - net	-	26,124	12,084	32,536	59	491	71,294
Loans to customers*	2,109	61,542	38,799	67,357	148,899	-	318,706
<b>Financial liabilities</b>							
Deposits	187,040	47,762	87,609	1,669	1	-	324,081
Interbank and money market items	10,826	22,588	3,166	92	215	-	36,887
Liabilities payable on demand	3,073	-	-	-	-	-	3,073
Derivatives liabilities	-	-	-	-	-	9,931	9,931
Debt issued and borrowings	-	-	2,500	10,000	6,091	-	18,591

\* Under the Bank's liquidity risk management policy, non-accrual loans such as certain restructured loans and NPLs are reported in the "more than 5 years" bucket.

## 47. Approval of financial statements

These financial statements were authorised for issue by the Bank's Board of Directors on 9 March 2018.

## Other Information

### 1. Subsidiaries companies of UOB (Thai)

#### 1. UOB Services Company Limited

Business	Collection services
Location	559, 13 <sup>th</sup> -14 <sup>th</sup> Floor, Phetkasem Road, Bangwa, Pasijaroen, Bangkok 10160
Telephone	0 2093 5649
Facsimile	0 2093 5525-7
Paid-up capital	Baht 60,000,000 (registered capital Baht 100,000,000) (10,000,000 ordinary shares)
UOB (Thai)'s holding	99.99%

#### 2. UOB Bullion and Futures (Thai) Company Limited

Business	The company registered the closure on 20 November 2017 and under liquidation process
Location	191, 14 <sup>th</sup> Floor, South Sathon Road, Yannawa, Sathon, Bangkok 10120
Telephone	0 2343 4546
Facsimile	0 2285 1633
Paid-up capital	Baht 29,000,000 (registered capital Baht 175,000,000 ) (1,750,000 ordinary shares)
UOB (Thai)'s holding	75.00%

### 2. Details of Directors as at 31 December 2017

Name	Period	Work Experience
1. Wee Cho Yaw	Jul 2004 - Present	<ul style="list-style-type: none"> <li>Chairman of the Board of Directors (Authorised Signatory), UOB (Thai)</li> <li>Chairman Emeritus &amp; Adviser, United Overseas Bank Limited, Singapore</li> <li>Chairman, United Overseas Bank Limited, Singapore</li> </ul>
	May 2013 - Present	
	May 2007 - Apr 2013	
2. Wee Ee Cheong	Jul 2004 - Present	<ul style="list-style-type: none"> <li>Deputy Chairman of the Board of Directors (Authorised Signatory), UOB (Thai)</li> <li>Deputy Chairman and CEO, United Overseas Bank Limited, Singapore</li> </ul>
	May 2007 - Present	
3. Chinnawat Bulsuk	Aug 2016 - Present	<ul style="list-style-type: none"> <li>Member of the Nomination and Compensation Committee, UOB (Thai)</li> <li>Chairman of the Nomination and Compensation Committee, UOB (Thai)</li> <li>Chairman of the Audit Committee, UOB (Thai)</li> <li>Independent Director and Member of the Audit Committee, UOB (Thai)</li> <li>Director and CEO, Thai Samut Asset Co., Ltd.</li> </ul>
	Aug 2014 - Aug 2016	
	Aug 2012 - Aug 2014	
	Aug 2004 - Present	
	2003 - Present	
4. Suebrakul Soonthornthum	Jan 2017 - Present	<ul style="list-style-type: none"> <li>Director and Vice Chairman of the Executive Board, Loxley PCL</li> <li>Chairman of the Nomination and Compensation Committee, UOB (Thai)</li> <li>Member of the Nomination and Compensation Committee, UOB (Thai)</li> <li>Independent Director and Member of the Audit Committee, UOB (Thai)</li> <li>Director and Senior Executive Vice President, Loxley PCL</li> </ul>
	Aug 2016 - Present	
	Aug 2012 - Present	
	Aug 2004 - Present	
	1992 - 2016	

## Other Information

Name	Period	Work Experience
5. Chanitr Charnchainarong	2016 - Present	<ul style="list-style-type: none"> <li>Senior Executive Vice President, Harg Central Department Store Ltd.</li> <li>Director, Startegic Property Investors Co., Ltd.</li> <li>Independent Director and Chairman of the Audit Committee, UOB (Thai)</li> <li>Chairman, Comanche International Co., Ltd.</li> <li>Independent Director and Audit Committee, GMM Grammy PCL</li> </ul>
	2016 - Present	
	May 2015 - Present	
	Oct 2015 - Present Nov 2015 - Present	
6. Tithiphan Chuerboonchai	Apr 2017 - Present	<ul style="list-style-type: none"> <li>Independent Director, TICON Industrial Connection PCL</li> <li>Independent Director and Member of the Audit Committee, UOB (Thai)</li> <li>Independent Director, Univentures PCL</li> <li>Director, C &amp; C International Venture Co., Ltd.</li> <li>Independent Director and Member of the Audit Committee, TSFC Securities PCL</li> <li>Director of the Law and Development Research Center of the Faculty of Law, Chulalongkorn University</li> <li>Independent Director and Member of Audit Committee, Siam City Bank PCL</li> <li>Lecturer in the Faculty of Law, Chulalongkorn University</li> </ul>
	Nov 2016 - Present	
	2016 - Present	
	2010 - Present	
	2009 - Present	
	1995 - Present	
2010 - 2013		
7. Lee Chin Yong	Aug 2004 - Present	<ul style="list-style-type: none"> <li>Director (Authorised Signatory), UOB (Thai)</li> <li>Managing Director, United Overseas Bank Limited, Singapore</li> </ul>
	2003 - Present	
8. Tan Choon Hin	Oct 2017 - Present	<ul style="list-style-type: none"> <li>Director, The Association of International Banks (AIB)</li> <li>Director (Authorised Signatory) and President &amp; CEO, UOB (Thai)</li> <li>Head of Group Business Banking, United Overseas Bank Limited, Singapore</li> <li>Head of Group Retail Credit, United Overseas Bank Limited, Singapore</li> <li>Head of Consumer Banking, Standard Chartered Bank, Taiwan</li> </ul>
	Nov 2016 - Present	
	2016 - Oct 2016	
	2012 - 2016 2008 - 2012	
9. Sanchai Apisaksirikul	Mar 2012 - Present	<ul style="list-style-type: none"> <li>Director (Authorised Signatory), UOB (Thai)</li> <li>Managing Director, UOB (Thai)</li> <li>Executive Director, UOB(Thai)</li> </ul>
	Apr 2015 - Present	
	2007 - Mar 2015	

### 3. Directors' Remuneration

as of 31 December 2017

	Baht		
	Board of Directors	Audit Committee	Nomination & Compensation Committee
1. Wee Cho Yaw	1,920,000	-	-
2. Chinnawat Bulsuk	960,000	540,000	384,000
3. Suebrakul Soonthornthum	960,000	540,000	624,000
4. Chanitr Charnchainarong	960,000	900,000	-
5. Tithiphan Chuerboonchai	960,000	540,000	-
<b>Total</b>	<b>5,760,000</b>	<b>2,520,000</b>	<b>1,008,000</b>

# Other Information

## 4. Senior Management's Remuneration

In Y2017, the Bank and its subsidiaries paid remuneration including salary, bonus, and other benefits to senior management of the Bank and its subsidiaries at the amount of Baht 482,303,230 (Y2016 paid Baht 447,213,520).

## 5. Directorships of Directors and Senior Management as at year-end 2017

### Directors

#### 1. Wee Cho Yaw

Company	Position
<b>UOB Business Group</b>	
1. United Overseas Bank Ltd.	Chairman Emeritus & Adviser
2. United Overseas Insurance Ltd.	Chairman
3. United Overseas Bank (Malaysia) Bhd.	Chairman Emeritus & Adviser
4. UOB Australia Ltd.	Chairman
5. Far Eastern Bank Ltd.	Chairman Emeritus & Adviser
6. PT Bank UOB Indonesia	President Commissioner
7. United Overseas Bank (China) Ltd.	Supervisor
<b>Wee Family Business Group</b>	
1. C.Y.We & Company Pte. Ltd.	Chairman
2. Kheng Leong Company (Pte) Ltd.	Chairman
3. Wee Investments (Pte) Ltd.	Chairman
4. UOL Group Ltd.	Chairman
5. Pan Pacific Hotels Group Limited	Chairman
6. Haw Par Corporation Ltd.	Chairman
7. United Industrial Corporation Ltd.	Chairman
8. Marina Centre Holdings Pte. Ltd.	Chairman
9. Aquamarina Hotel Pte. Ltd.	Chairman
10. Hotel Marina City Pte. Ltd.	Chairman
11. Marina Bay Hotel Pte. Ltd.	Chairman
12. Wee Property (UK) Pte. Ltd.	Chairman
<b>Non-Profit/Community Service Business Group</b>	
1. Kim Mui Hoey Kuan	Chairman
2. Singapore Chinese Chamber of Commerce & Industry	Honorary President
3. Singapore Federation of Chinese Clan Associations	Honorary President
4. Singapore Hokkien Huay Kuan	Honorary President
5. Wee Foundation	Chairman
6. Chung Cheng High School Ltd.	Chairman
7. Mee Toh Foundation Ltd.	Director



## Other Information

### 2. Wee Ee Cheong

Company	Position
<b>UOB Business Group</b>	
1. Far Eastern Bank Ltd.	Alternate Director to Wee Cho Yaw
2. PT Bank UOB Indonesia	Deputy President Commissioner
3. United Overseas Bank Ltd.	Director
4. United Overseas Bank (China) Ltd.	Chairman
5. United Overseas Bank (Malaysia) Bhd.	Director
6. United Overseas Insurance Ltd.	Director
7. UOB Australia Ltd.	Director
8. UOB Global Capital LLC	Chairman
9. UOB Global Capital Pte. Ltd.	Chairman
10. UOB Travel Planners Pte. Ltd.	Director
11. Walden AB Ayala Ventures Co Inc.	Director
<b>Wee Family Business Group</b>	
1. C Y Wee & Co Pte. Ltd.	Director
2. E C Wee Pte. Ltd.	Director
3. Kheng Leong Co (HK) Ltd.	Director
4. Kheng Leong Company (Pte) Ltd.	Director
5. K.I.P. Industrial Holdings Ltd.	Director
6. KLC Holdings Ltd.	Director
7. KLC Holdings (Hong Kong) Ltd.	Director
8. Phoebus Singapore Holdings Pte Ltd.	Director
9. Portfolio Nominees Ltd.	Director
10. Wee Investments (Pte) Ltd.	Director
11. Wee Venture (Overseas) Ltd.	Director
12. Pilkon Development Co., Ltd.	Director
13. Plaza Hotel Co., Ltd.	Director
14. Wee Property (UK) Pte. Ltd.	Director
<b>Non-Profit/Community Service/Relationship (Networking ) Business Group</b>	
1. Singapore-China Foundation	Member, Board of Governors
2. Singapore Chinese Chamber of Commerce & Industry	Honorary Council Member
3. The Association of Banks in Singapore	Council Member
4. The Institute of Banking & Finance	Council Member
5. Visa APCEMEA Senior Client Council	Member
6. Wee Foundation	Director

### 3. Chinnawat Bulsuk

Company	Position
Thai Samut Asset Co., Ltd.	Director & CEO

## Other Information

### 4. Suebtrakul Soonthornthum

Company	Position
<b>Loxley Business Group</b>	
1. Loxley Public Co., Ltd.	Director & Vice Chairman of the Executive Board
2. Loxley Trading Co., Ltd.	Director
3. Loxley Property Development Co., Ltd.	Director
4. Foseco (Thailand) Co., Ltd.	Chairman
5. NS BlueScope (Thailand) Co., Ltd.	Director
6. NS BlueScope Services (Thailand) Co., Ltd.	Director
7. NS BlueScope Lysaght (Thailand) Co., Ltd.	Director
8. BP - Castrol (Thailand) Co., Ltd.	Director
9. Ekpavee Co., Ltd.	Director
10. Zin Suapah Co., Ltd.	Director
11. Loxley Joint and Hold Co.,Ltd.	Director
12. BlueScope Building (Thailand) Co.,Ltd.	Director
<b>Muang Thai Life Assurance Public Co., Ltd. Group</b>	
1. Muang Thai Life Assurance Public Co., Ltd.	Independent Director
2. Muang Thai Real Estate Public Co., Ltd.	Chairman
<b>Other Business Group</b>	
1. Vanachai Group Public Co., Ltd.	Independent Director
2. Phatra Leasing Public Co., Ltd.	Independent Director

### 5. Chanitr Charnchainarong

Company	Position
1. Comanche International Co., Ltd.	Chairman
2. GMM Grammy Public Co., Ltd	Independent Director
3. Startegic Property Investors Co., Ltd.	Director

## Other Information

### 6. Lee Chin Yong

Company	Position
<b>UOB Group of Companies</b>	
1. Uni.Asia Capital Sdn. Bhd.	Director
2. UOB Property Investment Pte. Ltd.	Director
3. PT Bank UOB Indonesia	Commissioner
4. United Overseas Bank (China) Ltd.	Director
5. Junipa Pte. Ltd.	Director
<b>UOL Group of Companies</b>	
1. President Hotel Sdn. Bhd.	Director
2. HPL Properties (Malaysia) Sdn. Bhd.	Director
3. Grand Elite Sdn. Bhd.	Director
4. Grand Elite (Penang) Sdn. Bhd.	Director
5. UOL Serviced Residences Sdn. Bhd.	Director
<b>Other Business Group</b>	
1. Kemaris Development Sdn. Bhd.	Director
2. Kemaris Residence Sdn. Bhd.	Director
3. Kemaris Industrial Sdn. Bhd.	Director
4. Kemaris Holdings Sdn. Bhd.	Director
5. Kemaris Construction Sdn. Bhd.	Director

### 7. Tithiphan Chuerboonchai

Company	Position
1. Univentures Public Co., Ltd	Independent Director
2. TSFC Securities Public Co., Ltd.	Independent Director
3. C&C International Venture Co., Ltd.	Director
4. TICON Industrial Connection Public Co., Ltd.	Independent Director

### 8. Tan Choon Hin

Company	Position
The Association of International Banks (AIB)	Director

### 9. Sanchai Apisaksirikul

Company	Position
1. UOB Asset Management (Thailand) Co., Ltd.	Director
2. Asia Alpha Fund	Director

## Other Information

### Senior Management as of December 31, 2017

Name	Company	Position
1. Steven Ngeo Swee Guan	-	-
2. Yuttachai Teyarachakul	AXA Insurance Public Co.,Ltd. National Credit Bureau Co.,Ltd.	Director Director
3. Chintana Kittiviboolmas	-	-
4. Panittra Vejjajiva	-	-
5. Pailin Ngsriwongse	-	-
6. Piyaporn Ratanaprasartporn	UOB Asset Management (Thailand) Co.,Ltd.	Director
7. Patchanee Vongsilpawattana	-	-
8. Pisal Kattiyothaivong	The Thai Bond Market Association	Director
9. Sayumrat Maranate	-	-
10. James Rama Phataminviphas	-	-
11. Roongthip Angkasirisan	-	-
12. Yau Chi Choi	Thai - Hong Kong Trade Association	Director
13. Pojanee Rungsang	Suthep Boonnak Ltd.	Director
14. Sirima Taecharungnirun	-	-
15. Sasiwimol Arayawattanapong	-	-
16. Busba Virochpoka	-	-
17. Pimolrat Tangkosakul	-	-
18. Ngamjitt Sirijindalert	-	-
19. Esmond Lee Kum Hong	-	-
20. Pornchai Wiwatpattarakul	-	-
21. Manit Panichakul	The Bank and Financial Institution Internal Auditors (BFIIA) Club The "Dome Friends" Foundation	Chairman of the Board of Directors Director
22. Poomchai Chusakultanachai	-	-
23. Kanlika Buspavanich	-	-
24. Taravadee Manuschinapisit	-	-
25. Sasitorn Rattanakul	-	-
26. Vajee Pramualrat	-	-
27. Wipaporn Techamaitrechit	-	-
28. Tearavath Trirutdilokkul	-	-
29. Suwassa Anantasa	-	-
30. Danupob Apichitsakul	-	-
31. Nareerut Ariyaprayoon	PWP Enterprise	Director
32. Chantana Vichaikul	-	-
33. Viyada Valyasevi	-	-
34. Apasara Lipipan	UOB Services	Director
35. Montira Utarapichat	-	-
36. Wasinee Sivakua	-	-

## 6. Shares of UOB (Thai), Subsidiaries and Associated Companies

Directors of UOB (Thai) do not own any shares in UOB (Thai) or any of its subsidiaries and associated companies.

## 7. Auditor's Remuneration

In 2017, the Bank and its subsidiaries paid for audit fee to EY Office Limited amounting to Baht 8,550,000.

# Other Information

## 8. Related Party Transactions

The Bank's transactions with the companies related to the Bank's directors during the year 2017 are as follows:

### Statements of financial position

	Average outstanding loans to customers	Outstanding loans to customers	Interbank and money market items (assets)	Derivatives assets	Other assets	Commitments	Deposits	Interbank and money market items (liabilities)	Derivatives liabilities	Debt issued and borrowings	Other liabilities	Related with UOBT Director
<b>Related companies</b>												
Loxley Pcl.							/					Suebtrakul Soonthornthum
The Muangthai Life Assurance Pcl.								/				Suebtrakul Soonthornthum
Underwater World Pattaya Co., Ltd.							/				/	Wee Cho Yaw
Haw Par Tiger Balm (Thailand) Limited							/				/	Wee Cho Yaw, Wee Ee Cheong
Underwater World Attractions Pte. Ltd.							/					Wee Cho Yaw
PPHR (Thailand) Co., Ltd.							/					Wee Cho Yaw
Loxley Wireless Co., Ltd.							/					Suebtrakul Soonthornthum
Loxbit Pcl.							/					Suebtrakul Soonthornthum
Professional Computer Co., Ltd.							/					Suebtrakul Soonthornthum
Netone Network Solution Co., Ltd.							/					Suebtrakul Soonthornthum
L Hardware and Services Co., Ltd.							/				/	Suebtrakul Soonthornthum
Loxley Trading Co., Ltd.							/					Suebtrakul Soonthornthum
Phatra Leasing Public Company Limited							/					Suebtrakul Soonthornthum
Golden Land Property Development Pcl.						/	/					Tithiphan Chuerboonchai
Sathorn Supsin Co., Ltd.	/	/				/	/				/	Tithiphan Chuerboonchai
TSFC Securities Pcl.								/				Tithiphan Chuerboonchai
Grand Unity Development Co., Ltd.	/						/					Tithiphan Chuerboonchai
Sidewalk Land Co., Ltd.							/					Tithiphan Chuerboonchai
DEMCO PLC						/	/					Tithiphan Chuerboonchai
S.L.A Asia Co., Ltd.							/					Suebtrakul Soonthornthum
Tisco Securities Co., Ltd.							/	/			/	Sanchai Apisaksirikul
Tisco Asset Management Co., Ltd.							/	/			/	Sanchai Apisaksirikul
<b>Major shareholders</b>												
United Overseas Bank Limited			/	/	/	/	/	/	/	/	/	Wee Cho Yaw, Wee Ee Cheong
<b>United Overseas Bank Group of Companies</b>												
- United Overseas Bank (Malaysia) Bhd.			/	/	/	/	/	/	/			Wee Cho Yaw, Wee Ee Cheong
- United Overseas Bank (China) Limited			/	/	/	/	/	/	/			Wee Cho Yaw, Wee Ee Cheong
- UOB Bullion & Futures, Singapore				/	/	/	/	/	/			Wee Cho Yaw, Wee Ee Cheong
- PT Bank UOB Indonesia			/	/	/	/	/	/	/			Wee Cho Yaw, Wee Ee Cheong
- UOB Asset Management (Thailand) Co., Ltd.				/	/	/	/	/	/		/	Wee Cho Yaw, Wee Ee Cheong
- UOB Kay Hian Securities (Thailand) Co., Ltd.				/	/	/	/	/	/			Wee Cho Yaw

Details of all related party transactions are disclosed in Note 33 to the financial statements.

# Other Information

## 8. Related Party Transactions (Continued)

### Statements of comprehensive income

	Interest income	Interest expenses	Fees and service Income	Fees and service expenses	Net gain (loss) on foreign currency trading and exchange transaction	Other operating income	Premises and equipment expenses	Data processing charges	Other expenses	Related with UOBT Director
<b>Related companies</b>										
Loxley Pcl.		/	/							Suebtrakul Soonthornthum
The Muangthai Life Assurance Pcl.		/								Suebtrakul Soonthornthum
Underwater World Pattaya Co., Ltd.		/	/				/			Wee Cho Yaw
Haw Par Tiger Balm (Thailand) Limited		/	/							Wee Cho Yaw, Wee Ee Cheong
Loxley Wireless Co., Ltd.		/	/							Suebtrakul Soonthornthum
Loxbit Pcl.		/	/							Suebtrakul Soonthornthum
Professional Computer Co., Ltd.	/									Suebtrakul Soonthornthum
L Hardware and Services Co., Ltd.		/	/							Suebtrakul Soonthornthum
Loxley Trading Co., Ltd.			/							Suebtrakul Soonthornthum
Phatra Leasing Public Company Limited	/		/							Suebtrakul Soonthornthum
Golden Land Property Development Pcl.		/	/							Tithiphan Chuerboonchai
Sathorn Supsin Co., Ltd.	/	/	/							Tithiphan Chuerboonchai
TSFC Securities Pcl.		/	/							Tithiphan Chuerboonchai
Grand Unity Development Co., Ltd.	/									Tithiphan Chuerboonchai
Sidewalk Land Co., Ltd.		/	/							Tithiphan Chuerboonchai
DEMCO PLC		/	/							Tithiphan Chuerboonchai
S.L.A Asia Co., Ltd.		/								Suebtrakul Soonthornthum
Tisco Securities Co., Ltd.		/	/							Sanchai Apisaksirikul
Tisco Asset Management Co., Ltd.		/								Sanchai Apisaksirikul
<b>Major shareholders</b>										
United Overseas Bank Limited	/	/	/		/	/		/	/	Wee Cho Yaw, Wee Ee Cheong
<b>United Overseas Bank Group of Companies</b>										
- United Overseas Bank (Malaysia) Bhd.			/		/					Wee Cho Yaw, Wee Ee Cheong
- UOB Bullion & Futures, Singapore										/ Wee Cho Yaw, Wee Ee Cheong
- PT Bank UOB Indonesia					/					Wee Cho Yaw, Wee Ee Cheong
- UOB Asset Management (Thailand) Co., Ltd.		/	/							Wee Cho Yaw, Wee Ee Cheong
- UOB Kay Hian Securities (Thailand) Co., Ltd.	/	/	/		/					Wee Cho Yaw

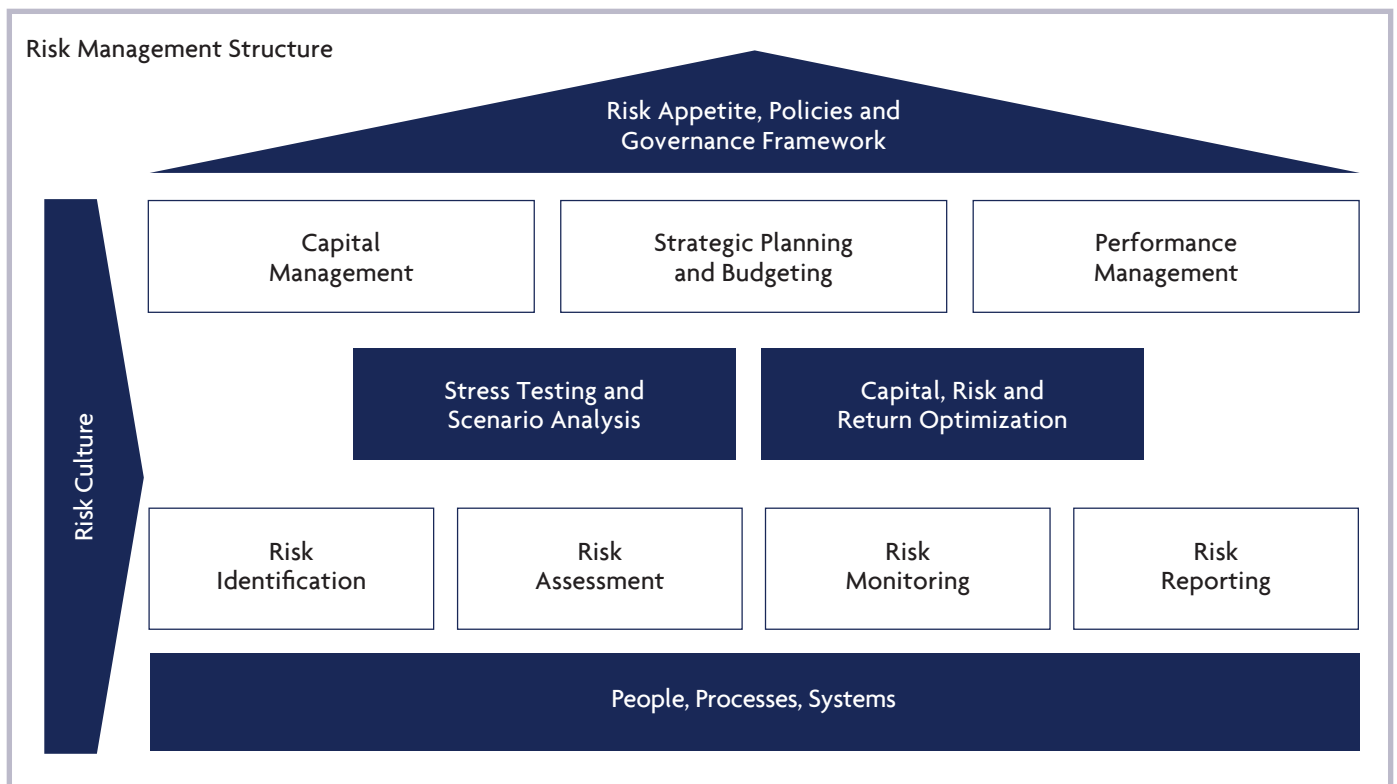
Details of all related party transactions are disclosed in Note 33 to the financial statements.

# Risk Management

Managing risk is an integral part of UOB (Thai) Group’s business strategy. UOB (Thai) Group’s risk management approach focuses on ensuring continued financial soundness and safeguarding the interests of our stakeholders, while remaining nimble to seize value-creating business opportunities in a fast-changing environment. UOB (Thai) Group is committed to maintain high standards of corporate governance, sound risk management principles and business practices to achieve sustainable long-term growth. UOB (Thai) Group continuously strives towards best risk management practices to support the strategic objectives.

measure, monitor and manage all material risks faced by UOB (Thai) Group. This allows UOB (Thai) Group to concentrate the efforts on the fundamentals of banking and to create long-term value for all UOB (Thai) Group stakeholders.

UOB (Thai) Group’s risk appetite, policies and governance frameworks provide the overarching principles and guidance for UOB (Thai) Group’s risk management activities. They help to shape the key decisions for capital management, strategic planning and budgeting, and performance management to



## UOB (Thai) Group’s Approach

UOB (Thai) Group’s risk management structure, as shown in the following diagram, aims to promote a “risk aware” culture throughout UOB (Thai) Group. This requires the various risks and control oversight functions to work together with business units to identify their risks and to facilitate their risks and control their self-assessments.

UOB (Thai) Group’s risk management strategy is targeted at ensuring proper risk governance so as to facilitate ongoing effective risk discovery and to set aside adequate capital efficiently to cater for the risks arising from UOB (Thai) Group’s business activities. Risks are managed within levels established by the senior management committees and approved by the Board and/or its committees. UOB (Thai) Group has put in place a comprehensive framework of policies, methodologies, tools and processes that will help UOB (Thai) Group identify,

ensure that the risk dimension is appropriately and sufficiently considered. In particular, UOB (Thai) Group Risk Appetite is part of UOB (Thai) Group’s Internal Capital Adequacy Assessment Process (ICAAP), which incorporates stress testing to ensure that UOB (Thai) Group’s capital, risk and return are within acceptable levels under stress scenarios. UOB (Thai) Group also takes into consideration the risk appetite in development of risk-related Key Performance Indicators (KPIs) for performance measurement. This serves to embed a risk management mindset and culture throughout the organization.

UOB (Thai) Group’s implementation of the risk appetite, policies and governance frameworks is supported by a series of risk identification, assessment, monitoring and reporting processes. Risk reports are regularly submitted to management, senior management committees and the Board to keep them apprised of UOB (Thai) Group’s risk profile.

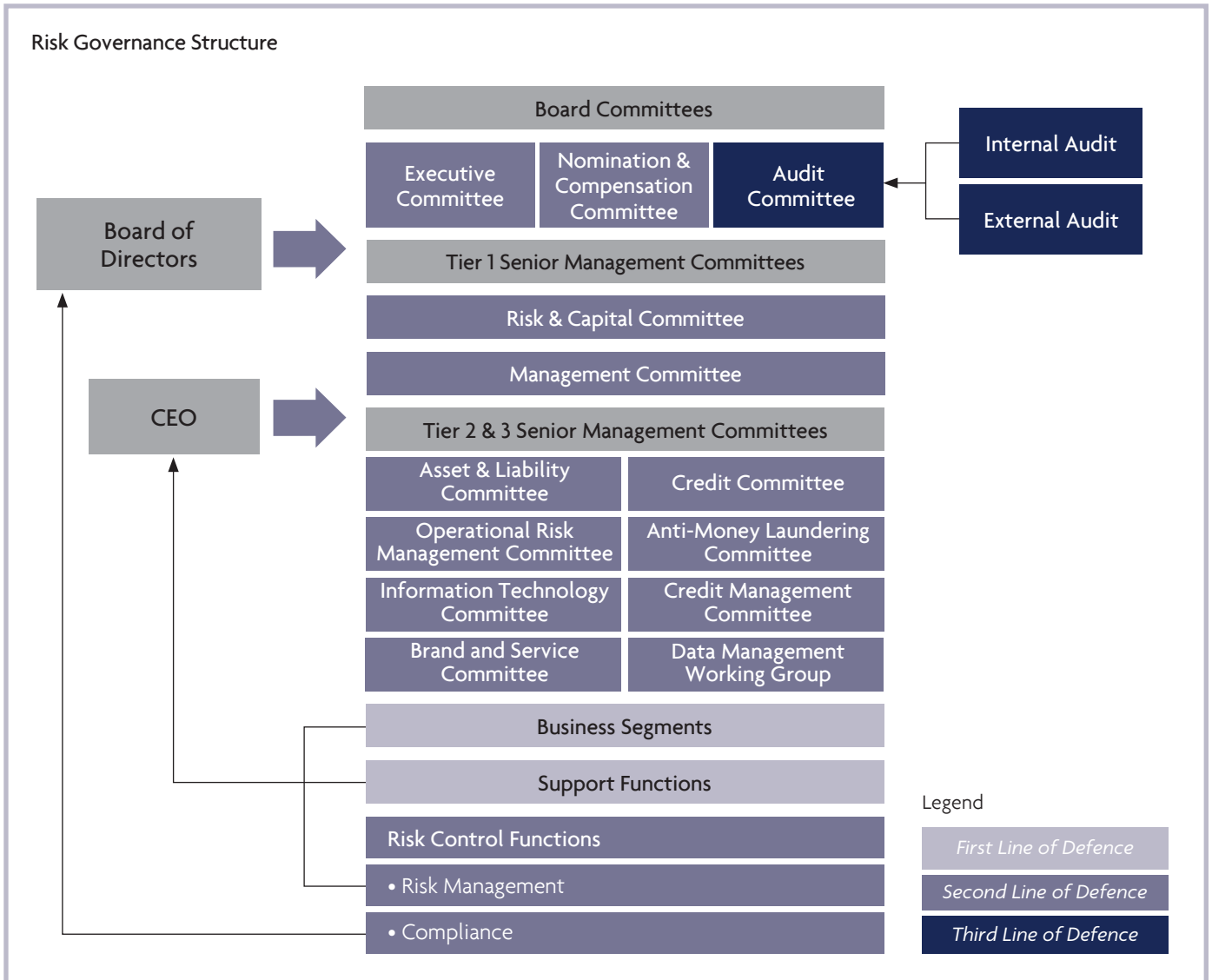
# Risk Management

## Risk Governance

UOB (Thai) Group's responsibility for risk management starts at the top with the Board overseeing a governance structure that is designed to ensure that UOB (Thai) Group's business activities are:

- Conducted in a safe and sound manner and in line with the highest standards of professionalism;
- Consistent with UOB (Thai) Group's overall business strategy and risk appetite; and
- Subject to adequate risk management and internal controls.

In this regard, the Board is supported by Board Committees (i.e. Audit Committee (AC), Nomination and Compensation Committee (NCC), and Executive Committee (EXCO)) and the Tier 1 senior management committees (i.e. Risk and Capital Committee (RCC) and Management Committee (MC)) which are mandated to assist the Board in oversight of risk and reviewing strategic roadmap, financial plan, and budget, as well as monitoring performance against strategy and budget of UOB (Thai) Group.





# Risk Management

The CEO has established Tier 2 and Tier 3 senior management committees to assist him and senior management in making business decisions involved in specific risk areas with due consideration to risks and returns. The Tier 2 and Tier 3 senior management committees involved in this includes

- Asset & Liability Committee (ALCO)
- Operational Risk Management Committee (ORMC)
- Information Technology Committee (ITC)
- Brand and Service Committee (BSC)
- Credit Committee (CC)
- Anti-Money Laundering Committee (AMLC)
- Credit Management Committee (CMC)
- Data Management Working Group (DMWG)

The Board reviews and approves the overall risk appetite and level of risk capital to maintain for UOB (Thai) Group.

Risk management is also the responsibility of every employees within UOB (Thai) Group. Robust risk governance and accountability are embedded in UOB (Thai) Group's culture through an established framework that ensures appropriate oversight and accountability for the effective management of risk throughout UOB (Thai) Group and across risk types. This is executed through an organization control structure that provides three "lines-of-defence" as follows;

## First Line of Defence - The Risk Owner:

The business and business support functions have primary responsibility for implementing and executing effective controls for the management of risks arising from their business activities. This includes establishing adequate managerial and supervisory controls to ensure compliance with approved risk policies, appetite, limits and controls and to highlight control breakdowns, inadequacy of processes and unexpected risk events.

## Second Line of Defence - Risk Oversight:

The risk and control oversight functions (such as Risk Management and Compliance), Head of Risk Management, Head of Compliance and senior management committees provide the second line of defence.

The risk and control oversight functions support UOB (Thai) Group's strategy of balancing growth with stability by facilitating business development within a prudent, consistent and efficient risk management framework. This includes setting risk policies, frameworks, risk appetite and limits within which the business functions must operate. The risk and control functions are also responsible for the independent review and monitoring

of UOB (Thai) Group's risk profile and highlight any significant vulnerabilities and risk issues to the respective management committees.

The independence of risk management from business functions ensures the necessary balance in risk / return decisions. It also helps UOB (Thai) Group to achieve proper corporate governance.

## Third Line of Defence - Independent Audit:

UOB (Thai) Group's internal and external auditors conduct risk-based audits covering all aspects of the first and second lines of defence to provide independent assurance to the CEO, Audit Committee and the Board, on the effectiveness of the risk management and control structure, policies, frameworks, systems and processes.

## Risk Appetite

UOB (Thai) Group has established a risk appetite framework to define the amount of risk UOB (Thai) Group is prepared to take in pursuit of its business objectives. The objective of establishing a risk appetite framework is not to limit risk-taking but to ensure that UOB (Thai) Group's risk profile remains within well-defined and tolerable boundaries. The framework was formulated based on the following key criteria:

- Relevance to respective stakeholders, with appropriate levels of granularity;
- Practical, consistent and easy to understand metrics for communication and implementation;
- Alignment to key elements of UOB (Thai) Group's business strategy; and
- Analytically substantiated and measurable metrics.

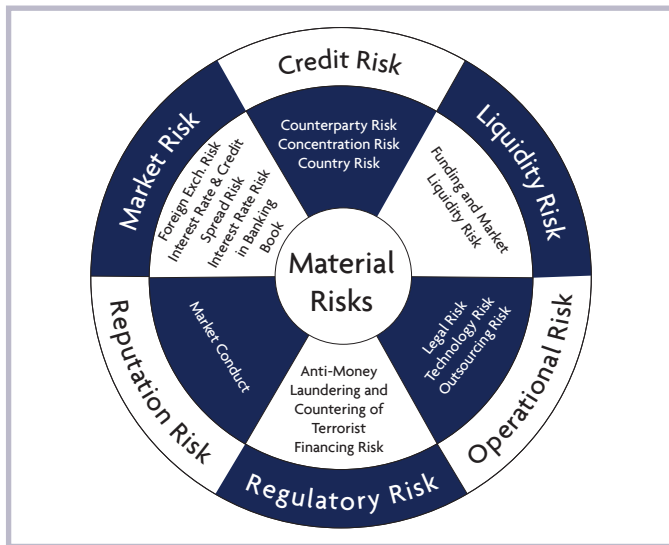
The risk appetite defines suitable thresholds and limits across key areas including but not limited to credit risk, country risk, market risk, liquidity risk, operational risk and reputation risk. UOB (Thai) Group's risk taking approach is focused on businesses which are understood and well-equipped to manage the risk involved. Through this approach, UOB (Thai) Group aims to minimize earnings volatility and concentration risk and ensure that UOB (Thai) Group's high credit rating, strong capital and funding base remain intact. This allows UOB (Thai) Group to be a stable partner of the customers through changing economic conditions and cycles.

UOB (Thai) Group's risk appetite framework is updated and approved annually by the Board. Management monitors and reports the risk limits to the senior management committees and the Board.

# Risk Management

## Material Risks

UOB (Thai) Group's business strategies, products, customer profiles and operating environment expose us to a number of financial and non-financial risks. Identifying and monitoring of key risks are integral to UOB (Thai) Group's approach to risk management. It allows UOB (Thai) Group to make proper assessment and proactively mitigate these risks across UOB (Thai) Group. The key risks which could impact the success of achieving UOB (Thai) Group's strategic objectives are as follows;



UOB (Thai) Group has adopted the Basel Framework and is in compliant with regulatory requirements on Risk Based Capital Adequacy Requirements. UOB (Thai) Group continues to adopt a prudent and proactive approach in navigating the evolving regulatory landscape, with emphasis on sound risk management principles in delivering sustainable returns.

UOB (Thai) Group has adopted the Foundation Internal Ratings-Based (FIRB) approach for non-retail exposures and the Advanced Internal Ratings-Based (AIRB) approach for retail exposures. For Market and Operational risks, UOB (Thai) Group has adopted the Standardised Approach (SA).

UOB (Thai) Group has also adopted ICAAP to assess on an ongoing basis the amount of capital necessary to support UOB (Thai) Group's activities. UOB (Thai) Group reviews the ICAAP periodically to ensure that UOB (Thai) Group remains well-capitalised after considering all material risks. Stress testing is conducted to determine capital adequacy under stress conditions.

UOB (Thai) Group's Pillar 3 Disclosure Policy addresses the disclosure requirements specified by regulators.

## Credit Risk

Credit risk is the risk of loss arising from any failure by a borrower or counterparty to meet their financial obligations when such obligations are due. Credit risk is the single largest risk that UOB (Thai) Group faces in our core business as a commercial bank, arising primarily from loans and other lending related commitments to retail, corporate and institutional borrowers. Treasury and capital market operations and investments also expose UOB (Thai) Group to counterparty and issuer credit risks.

Integral to the management of credit risk is a framework that clearly defines policies and processes relating to the measurement and management of credit risk. We review and stress our portfolio regularly, and we continually monitor the operating environment to identify emerging risks and to formulate mitigation action.

## Credit Risk Governance and Organization

RCC and CMC are the key oversight committees for credit risk. They support the CEO, EXCO and the Board in managing the UOB (Thai) Group's overall credit risk exposures. The RCC serves as an executive forum for discussions on all credit-related issues including the credit risk management framework, policies, processes, infrastructure, methodologies and systems. While the CMC reviews and assesses UOB (Thai) Group's credit portfolios, processes and credit risk profiles.

Credit Risk Management Division is responsible for the reporting, analysis and management of all elements of credit risk. It develops credit policies and guidelines, and focuses on facilitating business development within a prudent, consistent and efficient credit risk management framework.

## Credit Risk Policies and Processes

UOB (Thai) Group has established credit policies and processes to manage credit risk in the following key areas:

### Credit Approval Process

To maintain the independence and integrity of the credit approval process, the credit origination and approval functions are clearly segregated. Credit approval authority is delegated to officers based on their experience, seniority and track record, and is based on a risk-adjusted scale according to a borrower's credit rating. All credit approval officers are guided by credit policies that are periodically reviewed to ensure their continued relevance to the UOB (Thai) Group's business strategy and the business environment.

### Credit Concentration Risk

Credit concentration risk may arise from a single large exposure or from multiple exposures that are closely correlated. This is managed by setting exposure limits on borrowers, obligors, industries, portfolios, and countries, generally expressed as a percentage of the capital base.

# Risk Management

We manage our credit risk exposures through a robust credit underwriting, structuring and monitoring process. Credit exposures are well-diversified across industries. Regular assessments of emerging risks and reviews on industry trends and country outlooks to provide a forward-looking view on developments that could impact UOB (Thai) Group's portfolio. We also conduct stress testing periodically to assess the resilience of the portfolio in the event of a marked deterioration in operating conditions.

## Credit Stress Test

Credit stress testing is a core component of UOB (Thai) Group's credit portfolio management process. The three objectives of stress-testing are (i) to assess the profit and loss and balance sheet impact of business strategies, (ii) to quantify the sensitivity of performance drivers under various macroeconomic and business planning scenarios, and (iii) to evaluate the impact of management decisions on capital, funding and leverage. Supervisory and / or internal stress tests may be conducted periodically under the change in economic conditions to identify if any risk mitigation actions should be taken. Under stress scenarios such as a severe recession, significant losses from the credit portfolio may occur. Stress tests are used to assess if UOB (Thai) Group capital can withstand such losses and their impact on profitability and balance sheet quality. Stress tests also help us, identify the vulnerability of various business units under such scenario and formulate appropriate mitigating actions.

Our stress test scenarios consider potential and plausible macroeconomic and geopolitical events in varying degrees of likelihood and severity. We also consider varying strategic planning scenarios where the impact of different business scenarios and proposed managerial actions are assessed. These are developed through consultation with relevant business units, and are approved by senior management prior to submission to relevant committees for approval.

## Intra-group Transaction

Any intra-group transactions shall be executed on an arms-length basis at market commercial terms. Risk exposure as well as impact on capital adequacy incurred from intra-group transactions shall be monitored and controlled as a normal business practice. UOB (Thai) Group has stipulated the approval process for intra-group transactions e.g. normal intra-group transactions such as granting credit, which is subject to approval by UOB (Thai) EXCO with ratification by the Board.

## Credit Risk Mitigation

Potential credit losses are mitigated through a variety of instruments such as collateral, guarantees and netting arrangements. As a fundamental credit principle, UOB (Thai) Group generally does not extend credit facilities solely on the basis of the collateral provided. All credit facilities are granted based on the credit standing of the borrower, source of repayment and debt servicing ability.

Collateral is taken whenever possible to mitigate the credit risk assumed and the value of the collateral is monitored periodically. The frequency of valuation depends on the type, liquidity and volatility of the collateral value as well as in accordance with BOT's requirements. The main types of collateral taken by UOB (Thai) Group are cash, qualified marketable securities, and real estate. Appropriate haircuts are applied to the market value of collateral, reflecting the underlying nature of the collateral, quality, volatility and liquidity. In addition, collateral taken by UOB (Thai) Group has to fulfill certain eligibility criteria (such as legal certainty across relevant jurisdictions) in order to be eligible for IRB purposes.

In extending credit facilities to small- and medium-sized enterprises (SMEs), we also often take personal guarantees as a form of moral support to ensure moral commitment from the principal shareholders and directors. For IRB purposes, we do not recognise personal guarantees as an eligible credit risk protection. Corporate guarantees are often obtained when the borrower's creditworthiness is not sufficient to justify an extension of credit. To recognise the effects of guarantees under the FIRB approach, we adopt the Probability of Default (PD) substitution approach whereby the PD of an eligible guarantor of an exposure will be used for calculating the capital requirement.

Exposures arising from foreign exchange and derivatives are typically mitigated through agreements such as the International Swaps and Derivatives Association (ISDA) Master Agreements and the Credit Support Annex (CSA). Such agreements help to minimise credit exposure by allowing UOB (Thai) Group to offset what it owes to counterparty against what is due from that counterparty in the event of a default.

## Credit Monitoring and Remedial Management

We regularly monitor credit exposures, portfolio performance and emerging risks that may impact our credit risk profile. Internal risk reports are presented to relevant committees to update senior management on credit trends and to provide alerts on key economic, political and environment developments across major portfolios.

## Delinquency Monitoring

UOB (Thai) Group monitors closely the delinquency of borrowing accounts as it is a key indicator of credit quality. An account is considered as delinquent when payment is not received on the due date. Any delinquent account, including a revolving credit facility (such as an overdraft) with limit excesses, is closely monitored and managed through a disciplined process by officers from business units and risk management functions. Where appropriate, such accounts are also subject to more frequent credit reviews.

# Risk Management

## Classification and Loan Loss Impairment

UOB (Thai) Group classifies its loan portfolios according to the borrower's ability to repay the credit facility from their normal source of income. There is an independent credit review process to ensure the appropriateness of loan grading and classification in accordance with internal policy and regulatory guidelines. All borrowing accounts are classified into 'Pass', 'Special Mention' or 'Non-Performing' categories. Non-Performing loans (NPLs) are further classified as 'Substandard', 'Doubtful' or 'Doubtful of Loss' in accordance with Bank of Thailand (BOT) guidelines. Any account which is delinquent (or in excess for a revolving credit facility such as an overdraft) for more than 90 days will be categorised automatically as 'Non-Performing'. In addition, any account that exhibits weaknesses that may jeopardise repayment on existing terms will be categorised as 'non-performing'.

Upgrading and declassification of a NPL account to 'Pass' or 'Special Mention' status must be supported by a credit assessment of the repayment capability, cash flows and financial position of the borrower. UOB (Thai) Group must also be satisfied that once the account is declassified, the account is unlikely to be classified again in the near future.

A restructured account is categorised as "Non-Performing" and placed on the appropriate classified grade depending on UOB (Thai) Group's assessment of the financial conditions of the borrower and the ability of the borrower to repay based on the restructured terms. A restructured account must comply fully with the restructured terms in accordance with internal policy and regulatory requirements before it can be declassified.

## Special Asset Management

Special Asset Management (SAM) manages the non-performing portfolios of UOB (Thai) Group's non-retail portfolio whereas Credit Management manages the retail non-performing portfolios. SAM/Credit Management proactively manages a portfolio of NPL accounts, with the primary intention of nursing these accounts back to health and transferring them back to the respective business units if it meets the guidelines. In addition, SAM also manages accounts that UOB (Thai) Group intends to exit in order to maximise debt recovery.

## Write-off Policy

A classified account that is not secured by any realisable collateral or account with collateral that are worthless will be written off either when the prospect of recovery is considered poor or when all feasible avenues of recovery have been exhausted. This is in compliance with regulatory guidelines.

## Internal Credit Rating System

UOB (Thai) Group employs internal rating models to support the assessment of credit risk and the assignment of exposures to rating grades or pools. Internal ratings are used pervasively by UOB (Thai) Group in the areas of credit approval, credit review and monitoring, credit stress testing, limits setting, pricing and account management.

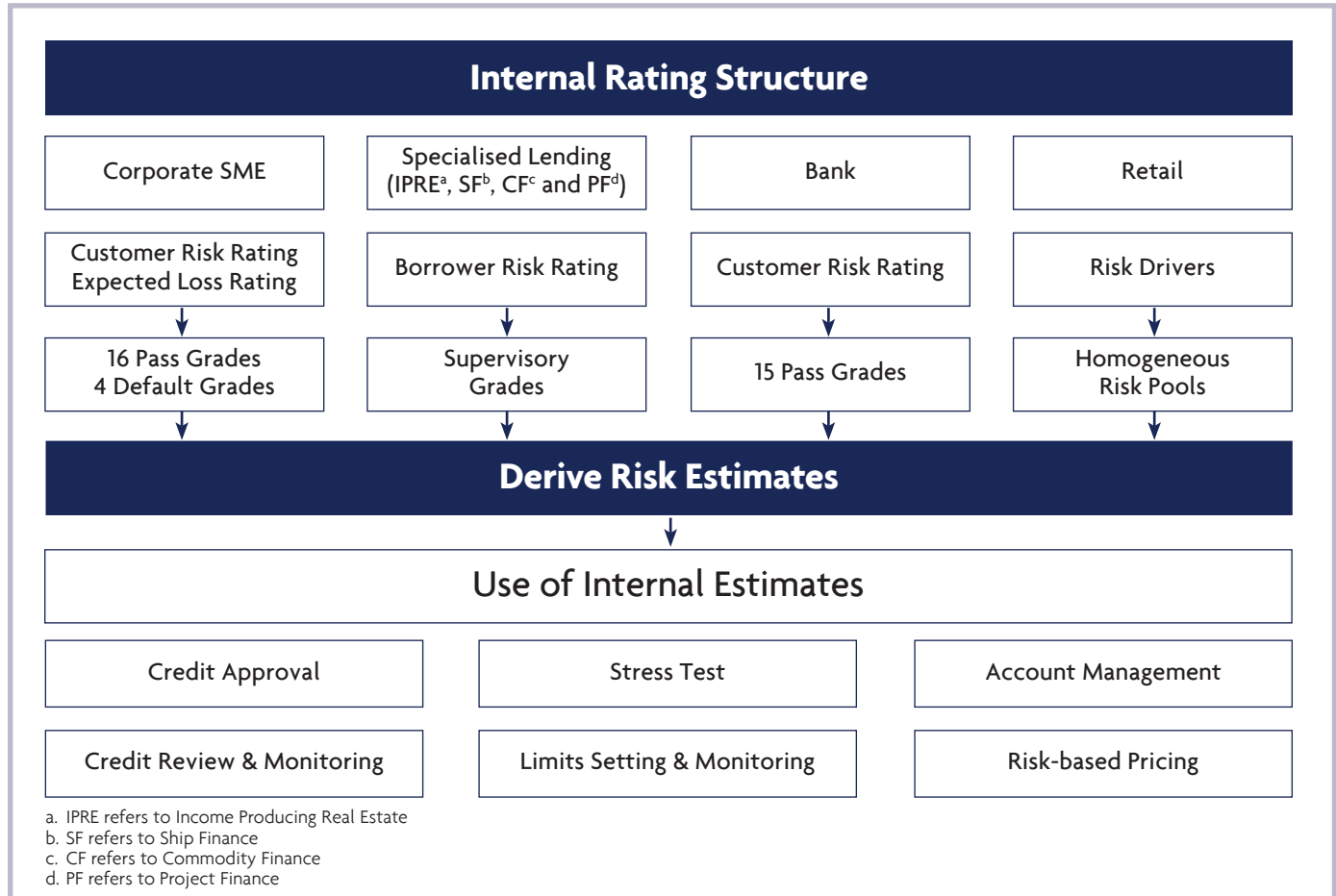
UOB (Thai) Group has established a credit rating governance framework to ensure the reliable and consistent performance of its rating systems. The framework defines the roles and responsibilities of the various parties in the credit rating process, including independent model performance monitoring, annual model validation and independent reviews by Internal Audit.

Credit risk models are independently validated before they are implemented to ensure they are fit for purpose. To monitor the robustness of these rating models on an ongoing basis, all models are subject to annual review conducted by model owners to ascertain that the chosen risk factors and assumptions continue to remain relevant for the respective portfolios. All new models, model changes and annual reviews are approved by RCC or EXCO, depending on the materiality of the portfolio.

# Risk Management

## Rating Structure

UOB (Thai) Group's internal rating structure is illustrated below.



## Non-retail Exposures

UOB (Thai) Group has adopted the Foundation Internal Ratings-Based (FIRB) approach for its non-retail exposures with an exception for Sovereign asset class where Standardised Approach is applied. Under FIRB approach, the probability of default (PD) for each borrower is estimated using internal models. These PD models employ qualitative and quantitative factors to provide an assessment of the borrower's ability to meet their financial obligations, and are calibrated to provide an estimate of the likelihood of default over a one-year time horizon. A default is considered to have occurred if:

- The obligor is unlikely to pay its credit obligations in full to UOB (Thai) Group, without recourse by UOB (Thai) Group to actions such as realising the security; or
- The obligor is past due for more than 90 days on any credit obligation to UOB (Thai) Group.

Supervisory loss given default (LGD) and exposure at default (EAD) parameters prescribed by BOT are used together with the internal credit ratings to calculate risk weights and regulatory capital requirements.

While UOB (Thai) Group's internal risk rating grades may show some correlation with the rating grades of External Credit Assessment Institutions (ECAIs), they are not directly comparable or equivalent to the ECAI ratings.

## Corporate Asset Class

UOB (Thai) Group has developed the Corporate SME model (CSME) to rate exposures in the Claims on Corporate Asset Class. Credit risk factors used to derive a borrower's risk rating include its' financial strength, quality of management, business risks, and the industry in which it operates. The borrower risk rating process is augmented by facility risk ratings, which take into account the type and structure of the facility, availability and type of collateral, and seniority of the exposure.

# Risk Management

The internal rating grade structure for the corporate asset class consists of 16 pass grades and 4 default grades. The CSME model is mapped to the rating scale by calibration that takes into account UOB (Thai) Group's long-term average portfolio default rate.

## Specialised Lending Asset Sub-Class

Within the corporate asset class, UOB (Thai) Group has four sub-classes for Specialised Lending: Income Producing Real Estate (IPRE), Commodity Finance (CF), Project Finance (PF) and Ship Finance (SF). The internal risk grades are derived based on a comprehensive assessment of financial and non-financial risk factors using internal scorecards. The internal risk grades are mapped to the five supervisory slotting categories, which determine the risk weights to be applied to the exposures.

## Bank Asset Class

Our internal Bank scorecard takes into account asset quality, capital adequacy, liquidity, management, regulatory environment and robustness of the overall banking system. The scorecard has an internal rating grade structure consisting of 15 pass grades.

## Retail Exposures

We have adopted the AIRB approach for our retail exposures, which comprises residential mortgages, qualifying revolving retail exposures and other retail exposures.

Exposures within each of these asset classes are not managed individually, but as part of a pool of similar exposures based on borrower and transaction characteristics. Internal risk models are used to estimate PD, LGD and EAD parameters for each of these exposure pools based on historical internal loss data. Where internal loss data is insufficient to provide robust risk estimates, the risk models may incorporate internal and/or external proxies, and where necessary, may be augmented with appropriate margins of conservatism.

## Residential Mortgage Asset Class

This includes Housing Loans secured against a mortgage of a residential property or properties which meet criteria stipulated by the regulatory guidelines. We assess and manage our residential mortgage exposures using UOB (Thai) Group's framework of credit policies, procedures and risk models.

## Qualifying Revolving Retail Exposures (QRRE) Asset Class

This includes credit card exposures and other unsecured revolving credit lines which meet the criteria stipulated by the regulatory guidelines. We assess and manage QRRE using internal credit policies and procedures in combination with the application and behaviour scorecards and risk models.

## Other Retail Asset Class

This includes exposures to individuals in the forms of personal term loan or revolving credit and lines of credit, which is not qualified as QRRE. UOB (Thai) Group's products such as

Mortgage Link, I-Cash, Provident Fund, and Staff Term Loan (not for residential purpose) are classified as other retail; exposures to individuals for businesses or to small businesses, i.e. retail SME. We assess and manage these exposures using UOB (Thai) Group's framework of credit policies, procedures in combination with application and behaviour scorecards and risk models.

## Credit Exposures Subject To Supervisory Prescribed Risk Weight

### Equity Asset Class

According to BOT's guidelines, UOB (Thai) Group is eligible to apply 100% risk weight to equity exposures which have been exempted from IRB capital computation.

### Credit Exposures Subject To Standardised Approach

UOB (Thai) Group applies the SA for portfolios which are immaterial in terms of both size and risk profile and for transitioning portfolios. We will progressively migrate our transitioning portfolio ie. exposures to non-bank financial institutions, to the IRB approach, subject to regulatory approval. For exposures subject to the SA, prescribed risk weights based on asset class are used in the computation of regulatory capital except for Claims on Corporate where 100% risk weight is applied.

## Responsible Financing

UOB (Thai) Group are committed to responsible financing to support sustainable development and to mitigate environmental, social and governance (ESG) risks in our lending. UOB (Thai) Group's Credit Policy includes a Responsible Financing Policy and guidelines with clear roles and responsibilities for due diligence. Credit Approval is responsible for ensuring that all ESG-related risks are adequately addressed.

The Responsible Financing Policy applies to all of UOB (Thai) Group's direct borrowers within Wholesale Banking. Companies subject to enhanced due diligence with sector specific guidance are within the following eight defined high-risk industries.

- Agriculture
- Metals and Mining
- Chemical
- Infrastructure
- Forestry
- Defence
- Energy
- Waste Management

# Risk Management

The Responsible Financing Policy, supported by a comprehensive set of guidelines, requires the borrowers to comply with local ESG regulations. The borrowers are also recommended to follow established industry standards and to obtain relevant certifications.

The policy also prohibits financing to the following companies:

- With operations in UNESCO World Heritage Sites, RAMSAR Wetlands, forests of high conservation value or sites with critical natural habitat;
- Without measures in place to manage or to mitigate the risk of air, soil and water pollution

## Market Risk

Market risk is the risk of losses arising from the volatility of the price or value of assets, liabilities and financial obligations held by UOB (Thai) Group. Market factors which may affect such prices or values are changes on interest rates, foreign exchange, equity prices and commodity prices.

Market risk is governed by the Asset and Liability Committee (ALCO), which meets monthly to review and provide directions on market risk matters. The Market Risk Management Unit (MRM) supports the ALCO with independent assessment of the market risk profile of UOB (Thai) Group.

UOB (Thai) Group's market risk framework comprises market risk policies, practices, control, and risk limits structure with appropriate delegation of authority. In addition, we have a stringent Product/Service Programme due diligence process in place to ensure that market risk issues are adequately addressed prior to product launches.

Market risk capital is provided for all trading exposures within UOB (Thai) Group, as well as Banking Book FX and commodity exposures. UOB (Thai) Group currently adopts the Standardised Approach for the calculation of regulatory market risk capital but uses daily Value-at-Risk (VaR) to measure and control trading market risks. To complement the VaR measure, stress and scenario tests are performed to identify UOB (Thai) Group's vulnerability to event risk. These tests serve to provide early warnings of plausible extreme losses to facilitate proactive management of market risks.

In addition, VaR estimates are backtested against profit and loss of the trading book to validate the robustness of the methodology. The backtesting process analyses whether exceptions are due to model deficiencies or market volatility.

## Interest Rate Risk in Banking Book

The ALCO maintains oversight of the effectiveness of the interest rate risk management structure. Balance Sheet Risk Management Division (BSRM) supports the ALCO in monitoring the interest rate risk profile of the banking book.

The primary objective of interest rate risk management is to protect and enhance capital or economic net worth through adequate, stable and reliable growth in net interest earnings under a broad range of possible economic conditions. This is achieved by ensuring that interest rate risk in banking book is identified, measured, monitored and managed over a range of potential and realistic interest rate scenarios, including under stress situations.

Interest rate risk in banking book exposure is quantified using static analysis tools. Static analysis tools include re-pricing gap which provide indications of the potential impact of interest rate on interest rate income and price value through the analysis of the sensitivity of assets and liabilities to change in interest rate. Mismatches in the longer tenor will experience greater change in the price-value of interest rate positions than similar positions in the shorter tenor.

In addition, stress test is also performed regularly to assess the adequacy of capital in meeting the impact of extreme interest rate movements on the balance sheet. Such tests are performed to provide early warnings of potential extreme losses, facilitating the proactive management of interest rate risks in an environment of rapid financial market changes.

The risks arising from the trading book, such as interest rates, foreign exchange rates and equity prices are managed and controlled under the market risk framework that is discussed under the Market Risk section.

## Liquidity Risk

Liquidity risk is the risk that UOB (Thai) Group may not be able to meet their obligations as they fall due as a result of inability to liquidate their assets or to cover funding requirements at an appropriate price, resulting in losses to UOB (Thai) Group.

UOB (Thai) Group maintains sufficient liquidity to fund its day-to-day operations, meet deposit withdrawals and loan disbursements, and repay borrowings. Hence, liquidity is managed in a manner to address known as well as unanticipated cash funding needs.

Liquidity risk is managed in accordance with a framework of policies, controls and limits established by the ALCO. These policies, controls and limits enable the Bank to monitor and manage liquidity risk to ensure that sufficient sources of funds are available over a range of market conditions. These include minimising excessive funding concentrations by diversifying the sources and terms of funding as well as maintaining a portfolio of high quality and marketable debt securities.

UOB (Thai) Group takes a conservative stance in its liquidity management by continuing to gather core deposits, ensuring that liquidity limits are strictly adhered to and that there are adequate liquid assets to meet cash shortfall.

# Risk Management

The distribution of deposits is managed actively to ensure a balance between cost effectiveness, continued accessibility to funds, and diversification of funding sources. Important factors in ensuring liquidity are competitive pricing, proactive management of UOB (Thai) Group's core deposits and the maintenance of customer confidence.

Liquidity risk is aligned with the regulatory liquidity risk management framework, and is measured and managed on a projected cash flow basis. UOB (Thai) Group is monitored under business as usual, and stress scenarios. Cash flow mismatch limits are established to limit the Bank's liquidity exposure. The Bank also employs liquidity early warning indicators and trigger points to signal possible contingency situations.

With regard to the regulatory requirements on Liquidity Coverage Ratio (LCR) which are effective from 1 January 2016, our LCR were above 100% for the position as of December 2017.

Contingency funding plans are in place to identify potential liquidity crises using a series of warning indicators. Crisis escalation processes and various strategies including funding and communication have been developed to minimise the impact of any liquidity crunch.

## Operational Risk

Operational risk is the risk of loss resulting from inadequate or failed internal processes, people and systems, or from external events. Operational risk includes regulatory, legal and reputation risks but excludes strategic risk.

Our objective is to manage operational risk at appropriate levels relative to the markets in which the businesses operate.

### Operational Risk Governance, Framework and Tools

Operational risk is managed through a framework of policies, and procedures by which business and support units properly identify, assess, monitor, mitigate and report their risks. The Operational Risk Management Committee meets monthly to provide oversight of operational risk matters across the UOB (Thai) Group.

The Operational Risk Governance structure adopts the Three Lines of Defence Model. The businesses as the first line of defence are responsible for establishing a robust control environment as part of their day-to-day operations. Each Business is responsible for implementing the operational risk framework and policies, embedding appropriate internal controls into processes and maintaining business resilience for key activities.

The Operational Risk Management Division as the second line of defence oversees the management of operational risk. It exercises governance over operational risk through providing relevant frameworks, policies, programmes and systems, quality assurance of internal controls as well as operational risk measurement. It also monitors and reports operational

risk issues to senior management, the relevant management committees and the Board.

Internal Audit acts as the third line of defence by providing an independent and objective assessment on the overall effectiveness of the risk governance framework, and internal control through periodic audit review.

A key component of the operational risk management framework is risk identification and control self-assessments. This is achieved through the implementation of a set of operational risk programmes. Several risk mitigation policies and programmes are in place to maintain a sound operating environment.

We have a business continuity and crisis management programme in place to ensure prompt recovery of critical business functions should there be unforeseen events. Our senior management provides an annual attestation to the Board on the state of business continuity readiness of the UOB (Thai) Group.

We have also established a technology risk management framework to enable the UOB (Thai) Group to manage technology risks in a systematic and consistent manner.

Regulatory risk refers to the risk of non-compliance with laws, regulations, rules, standards and codes of conduct. We identify, monitor and manage the risk through a structured governance framework of Compliance policies, procedures and guidelines maintained by the UOB (Thai) Group. The framework also manages the regulatory breaches and sanctions relating to Anti-Money Laundering and Countering the Financing of Terrorism.

The UOB (Thai) Group actively manages fraud and bribery risks. Programmes and policies, including a whistle-blowing programme, a material risk notification protocol and a fraud risk awareness training programme, have been developed to manage such risks. All employees are guided by a Code of Conduct, which includes anti-bribery and anti-corruption provisions.

Legal Risk arises from unenforceable, unfavourable, defective or unintended contracts lawsuits or claims, developments in laws and regulations, or non-compliance with applicable laws and regulations. Business units work with the Bank's legal counsel and external legal counsel to ensure that legal risks are effectively managed.

Reputation risk is the risk of adverse impact on earnings, liquidity or capital arising from negative stakeholder perception or opinion on the UOB (Thai) Group's business practices, activities and financial condition. The UOB (Thai) Group recognizes the impact of reputation risk and we have developed a policy to identify and to manage the risk across the UOB (Thai) Group.

Our insurance programme which covers crime, fraud, civil liability, property damage, public liability, as well as directors' and officers' liability enables us to mitigate operational losses resulting from significant risk events.



# Report of the Audit Committee

The Audit Committee (“the AC”) of United Overseas Bank (Thai) Pcl. comprises four independent directors: Mr. Chanitr Charnchainarong, the AC Chairman, Mr. Chinnawat Bulsuk, Mr. Suebtrakul Soonthornthum and Mr. Tithiphan Chuerboonchai as Committee members. All the Committee members are non-executive directors and non-employees of the Bank.

In 2017, the Committee held four (4) meetings to review the Bank’s internal control system and discuss financial and operational business issues with the Bank’s External and Internal Auditors. Relevant Management members were invited to attend the meetings to provide additional information and clarification of the internal control systems.

Major matters in the meetings were as follows:

- Approved the Annual Planned Schedules for the Audit Committee Meetings
- Approved and monitored the Internal Audit Year Plan, the 2-Year Strategic Plan, and resources of the Internal Audit, including approval for the revision of the 2017 IA Year Plan
- Evaluated the Performance Evaluation of the Head of Internal Audit
- Reviewed and approved the Audit Committee Charter, Internal Audit Charter, Policy on Fraud and Whistle-Blowing Policy
- Reviewed and approved the Ownership and Accountability of the Policy on Fraud changed to be managed by Integrated Fraud Management (‘IFM’), a new function established to enhance UOB Group’s management of fraud risk by providing an overarching framework and governance model across sectors and geographies. IFM is in the 2nd Line of Defense under Group Risk Management and becomes new owner of Fraud investigation mandate since 1 September 2017. Internal Audit will continue to manage Whistleblowing.
- Reviewed the Scope and Results of the Audit and Key Accounting and Auditing Areas, including the meetings (non-executive session) held with the External Auditor (EY)
- Reviewed and discussed the adequacy and effectiveness of the Bank’s Internal Control System with the Senior Management, Internal and External Auditors as well as the Management’s Responses to the control deficiencies and timely remedial actions taken
- Reviewed the major items of the financial reports, the Management Letter (ML) and the reliability of those reports, and the reasonableness of the Connected and Related Parties’ transactions
- Reviewed and proposed the re-appointment of the External Auditor and the Audit Fee to the Board of Directors for approval
- Reviewed and noted the Internal Audit quarterly reports, major findings and status updates including the compliance with internal and external regulations
- Reviewed and noted the independence of the external auditors as well as the independence and objectivity of Internal Audit on an annual basis
- Noted the Group Audit report including key initiatives and progress
- Noted the implementation timeline and progress of the Governance, Risk and Compliance (GRC) system, and the Management Governance and Oversight Rating (MGOR), accorded with the IA Plan
- Noted the Follow-Up Report of Internal Audit for the Quality Assurance Review (QAR) program (External Assessment) and its result that was rated as “Generally Conforms” with the Institute of Internal Auditors’ Standards (The IIA’s Standards)
- Noted the updates of the International Professional Practices Framework of Internal Audit (the New IPPF) with effect from January 2017.
- Noted the Compliance and Risk Management quarterly reports

## Report of the Audit Committee

- Noted the implementation issues, progress, and audit result of Basel II - Internal Ratings Based Approach (IRBA), the Internal Capital Adequacy Assessment Process (ICAAP), and Basel III
- Noted the regulators' examination results and implementation progress, e.g., the BOT, MAS and etc.
- Performed and reported the annual self-assessment of the AC to the Board of Directors.

The Committee has continuously reviewed and assessed the Bank's key risks, controls, governance and monitoring system through the Bank's Internal Audit and upon the discussions with the External Auditor and Senior Management. From the evaluation of the Bank's Internal Control System, it was concluded that the Bank's Internal Control in the areas of financial reporting and risk management is adequate and reliable, and that reinforces the Bank to continue to improve the overall internal control system.



**Mr. Chanitr Charnchainarong**  
*Chairman of the Audit Committee*  
7 March 2018

# Opinion of the Audit Committee on the Bank's Internal Control System

The Board of Directors has reviewed the Audit Committee report and the opinion on the adequacy of Internal Control System prepared by the Audit Committee during the Board of Directors' Meeting No. 604 held on 9 March 2018. Participants of the meeting included the Audit Committee members comprising the four independent directors who are not employees of the Bank.

The Audit Committee's opinion on the Internal Control System of the Bank and its subsidiaries was summarised after the meetings with the Senior Management and External Auditor, and upon the reports of the Risk Management Dashboard and Key Risk and Control Self-Assessment (KRCSA) implemented by Operational Risk Management (ORM), and the Quarterly Reports by Risk Management, Compliance and Internal Audit.

The evaluation of the Bank's Internal Control System was divided into five sections as follows:

- Organisation Control and Environment Measures
- Risk Management Measures
- Management Control Activities
- Information and Communication Measures
- Monitoring and Evaluation

The Audit Committee is of the opinion that the Bank has in place an adequate internal control system. The Audit Committee has been regularly notified of the issues arisen and remedial actions taken.

The External Auditor of the Bank is EY Office Limited (EY) of which Ms. Rachada Yongsawadvanich, a Certified Public Accountant (CPA), as Designated External Auditor, has examined and given her opinion that the Bank and its subsidiaries' Financial Statements present fairly, in all material respects, the financial position of United Overseas Bank (Thai) Public Company Limited and its subsidiaries and of United Overseas Bank (Thai) Public Company Limited as at 31 December 2017, and the results of their operations, and cash flows for the year then ended in accordance with generally accepted accounting principles.



**Mr. Chanitr Charnchainarong**  
*Chairman of the Audit Committee*  
7 March 2018

# Report of the Nomination and Compensation Committee

The Nomination and Compensation Committee is appointed by the Board of Directors, and consists of four Directors, two of whom are Independent Directors (including the Committee Chairman) as follows:

1) Mr. Suebtrakul Soonthornthum	Chairman
2) Mr. Chinnawat Bulsuk	Member
3) Mr. Wee Ee Cheong	Member
4) Mr. Lee Chin Yong	Member

The Nomination and Compensation Committee held 5 meetings in 2017.

The Nomination and Compensation Committee is responsible for the setting up of policies and criteria for considering the selection and remuneration of the Bank's Board members and the Bank's Senior Management which includes the following:

- Review the nomination of qualified Board Directors, CEO and Management from Executive Director (ED) level and above, including any internal promotions to the rank of Executive Director (ED) and above;
- Recommend the remuneration of Board Directors, and review the remuneration of the Senior Management team.

In selecting a Board Director, CEO and Senior Management, the factors to be taken into consideration, in addition to all applicable regulatory requirements, include the candidate's academic qualifications, personal character, technical and leadership competence, employment and career experience, and his or her management philosophy and management vision. The successful candidate must share the Board's and Management's philosophy and vision in managing the financial institution in order to ensure that the institution's goals are met. Furthermore, the candidate must share the same beliefs that will help establish mutual trust and close working relationships with the Board and with the Senior Management team. The Nomination and Compensation Committee will review the successful candidate for suitability before the bank proceeds to obtain approval from the Bank of Thailand and from the Board of Directors.

In setting compensation for 2017 as disclosed in this Annual Report, the scale and component of remuneration for the Board's Executive and Non-Executive Directors are based on the fee structure, role of each director and relevant policies/ practices while the remuneration for the Senior Management are comparable to the general practice in the financial industry with regard to work experience and the Bank's overall performance results and in accordance with the principles and policies which have been approved by the Board and shareholders.

The Bank believes in the remuneration policy and principle of meritocracy – which is to ensure that each staff including that of Senior Management is rewarded and recognized based on his or her level of performance and contribution to the Bank.

The Nomination and Compensation Committee will, based on the bank's financial performance, market and industry rewards trends, as well as on GDP and inflation rate projections, proposes the annual staff remuneration increment and variable performance bonus rates to the Board of Directors for consideration and approval in the first quarter of each year.



**Mr. Suebtrakul Soonthornthum**  
*Chairman, Nomination & Compensation Committee*  
28 February 2018

# Corporate Governance

United Overseas Bank (Thai) Public Company Limited (the “Bank” or “UOB (Thai)”), a subsidiary of United Overseas Bank Limited (“UOB”), is committed to maintaining good corporate governance. The Bank believes that good corporate governance is fundamental to sustaining business growth, as well as safeguarding the interests of all stakeholders including shareholders, employees, business partners, customers, government entities with supervisory authority and auditors. The Bank has established a Code of Conduct (the “Code”) which sets out good practices that all directors and employees, including the Management team, should observe to uphold the Bank’s values of Honourable, Enterprising, United and Committed.

The Board of Directors (the “Board”) has set up various board committees to assist the Board in overseeing the Bank’s affairs. The Bank has in place a comprehensive system of internal controls to safeguard its business and the interests of its stakeholders including depositors.

## Control Systems, Risk Management, Compliance and Internal Audit

The Board and Management recognise the importance of having robust internal controls, as well as effective risk management, compliance and internal audit functions. The Bank has set up various committees to assist the President and Chief Executive Officer in overseeing the day-to-day operations of the Bank. All business and support units within the Bank are expected to comply with the guidelines on internal controls and ethics. Internal control activities form an integral part of operational processes. The Bank has established appropriate dual controls, segregating the operational functions and the control and monitoring functions, to achieve appropriate checks and balances.

Risk Management is an independent function which is responsible for putting in place the strategy, policies and processes for identifying, measuring, controlling and reporting risks of the UOB (Thai) Group. The function works with business and support units and the relevant senior management committees to develop and implement the appropriate risk management strategies, frameworks, policies and processes. More information on the Bank’s risk management can be found in the ‘Risk Management’ section of this Annual Report and the Pillar III disclosure on the Bank’s website.

An independent function, Compliance manages compliance risks and reports directly to the Board. It is responsible for communicating, educating and advising all units in the Bank on applicable regulatory developments and the impact on business practices, conducting compliance reviews and tests with a view to ensuring that the Bank conducts its business in compliance with all applicable laws, regulations and measures against money-laundering, terrorist-financing and financial crime, and administering training on measures against bribery, money-laundering and terrorist-financing.

Internal Audit is an independent unit that reports directly to the Audit Committee. The Internal Audit team comprises qualified staff and is responsible for assessing the adequacy and effectiveness of the Bank’s system of internal controls, risk management and governance processes. The operations of Internal Audit are assessed by an external assessor every five years. Based on the results of the latest external assessment conducted in 2015, Internal Audit generally conforms to the International Professional Practices Framework (IPPF) of Internal Auditing, and complies with UOB Group Audit’s methodologies.

## Directors’ Reporting

The Board is responsible for the Bank’s and its subsidiaries’ consolidated financial statements and for the financial information presented in this Annual Report. The financial statements have been prepared in accordance with Thai Financial Reporting Standards enunciated under the Accounting Professions Act B.E. 2547 (A.D. 2004), and in reliance on governing policies, careful judgement and best estimates. Important information is adequately disclosed in the notes to the financial statements. The independent certified public accountants, having reviewed the Bank’s and its subsidiaries’ consolidated financial statements and its notes, have issued an unqualified audit opinion of the financial statements. The Bank’s and its subsidiaries’ consolidated financial statements reflect the true and transparent financial status and performance for the information of shareholders.

The Board has prescribed and maintained oversight of an effective system of internal controls, compliance and internal audit to ensure that accounting records are accurate, complete and adequate to protect the Bank’s assets and its depositors’ interests, and uncover weaknesses to prevent operational risk or materially irregular operations.

## Board of Directors

The Board consists of nine qualified directors, four of whom are independent directors and five of whom are executive directors. In compliance with the Public Limited Companies Act B.E. 2535 (A.D. 1992), six directors representing more than half of the total number of directors reside in the Kingdom. The Board meets at least once every three months and the quorum for each Board meeting is constituted by not less than half of the total number of directors being present at the meeting.

The Board’s main roles, duties and responsibilities are in compliance with the law and regulatory requirements, the Bank’s Memorandum and Articles of Association, and the resolutions of the shareholders. The Board’s roles and responsibilities include providing strategic directions and approving key policies of the Bank, as well as putting in place an effective Management team and monitoring their performance. The Board may also appoint one or several directors or any other person to perform any function or act on its behalf.

# Corporate Governance

The Board members are:

Wee Cho Yaw	Chairman
Wee Ee Cheong	Deputy Chairman
Suebtrakul Soonthornthum	Independent Director
Chanitr Charnchainarong	Independent Director
Chinnawat Bulsuk	Independent Director
Tithiphan Chuerboonchai	Independent Director
Lee Chin Yong	Director
Tan Choon Hin	Director
Sanchai Apisaksirikul	Director

## Executive Committee

The Executive Committee (“EXCO”) is established by the Board. Its main responsibilities include:

- reviewing and approving business policies and strategies, as well as other policy matters in line with local practices, regulations and legislations;
- monitoring the progress of the Bank’s business plan;
- endorsing risk treatment actions in response to material changes, events and breaches of Risk Appetite;
- reviewing and approving lending programmes, and risk management policies, and guidelines pertaining to credit risk, market risk, balance sheet risk, operational risk, compliance risk and any other risk that may have an impact on the business and reputation of the Bank, as delegated by the Board;
- overseeing the proper operation of the Bank’s internal credit rating system;
- approving credit discretionary limits for approving credit applications and debt restructuring cases to designated individuals and/or committees;
- approving credit applications and debt restructuring cases that exceed the credit discretionary limits delegated to designated individuals and/or committees;
- empowering the Bank’s President and Chief Executive Officer to set up any necessary committee (other than the committees which are required by the regulatory authorities and set up by the Board), and determining the composition and scope of responsibilities of such committee;
- acting on urgent and important business matters requiring immediate decision which would normally require the attention and decision of the Board; and
- approving other businesses which may be assigned from time to time by the Board.

The EXCO members are:

Tan Choon Hin	Chairman
Wee Ee Cheong	Vice Chairman I
Lee Chin Yong	Vice Chairman II
Sanchai Apisaksirikul	Member

## Audit Committee

The Audit Committee (“AC”) consists of four independent directors. Its main responsibilities are to provide oversight of the:

- appropriateness and efficiency of the internal control systems;
- quality of the financial reports;
- internal audit function;
- selection and nomination of the external auditors, including determining the external auditors’ remuneration; and
- disclosure of related-party transactions or transactions where conflict of interests may occur.

The AC members are:

Chanitr Charnchainarong	Chairman
Suebtrakul Soonthornthum	Member
Chinnawat Bulsuk	Member
Tithiphan Chuerboonchai	Member

## Nomination and Compensation Committee

The Nomination and Compensation Committee (“NCC”) consists of four directors, two of whom are independent directors (including the NCC Chairman). The NCC is responsible for the nomination of, and the remuneration for, the Board members and Senior Management. The NCC’s duties include:

- determining the policy and criteria for the selection of candidates, reviewing the suitability of candidates for appointment to the Board, as Chief Executive Officer and to Senior Management positions of executive director level and above, and deciding on any employee promotion to the corporate title of executive director and above; and
- setting the approach to remuneration, recommending the remuneration for the Board members and reviewing the remuneration for the Senior Management team.

The NCC members are:

Suebtrakul Soonthornthum	Chairman
Chinnawat Bulsuk	Member
Wee Ee Cheong	Member
Lee Chin Yong	Member

# Corporate Governance

## Risk and Capital Committee

The Risk and Capital Committee (“RCC”) is established by the Board and comprises two directors and ten function heads. The RCC reviews the Bank’s overall risk appetite, Internal Capital Adequacy Assessment Process (ICAAP) and capital. Other key functions performed by the RCC include:

- a) concurring on the UOB (Thai) Group’s risk appetite framework as well as risk appetite statements for approval by the Board of Directors or designated committees of the Board;
- b) reviewing the key risk areas and recommending the relevant risk mitigation actions to ensure that the Bank’s overall risk exposures are aligned with the risk appetite and also highlight the breaches of Risk Appetite to Executive Committee or Boards of Directors;
- c) approving Risk Appetite Statement for business units;
- d) concurring on or approving ICAAP related matters e.g. Framework, Capital Plan, Stress Test Scenario, Parameters and Results;
- e) concurring on or approving the policies for proposing to the Board of Directors or designated committees of the Board on matters regarding risk management, which include various types of risks mainly; credit risk, market risk, liquidity risk, operational risk, and any other types of risks that may effect the reputation of the business;
- f) reviewing the Bank’s internal rating system, risk estimates of Internal Ratings-Based (IRB) parameters and stress test methodology to ensure that all important aspects are appropriately approved taking into account the business and capital implication;
- g) concurring on or approving IRB credit rating models / Liquidity Risk & IRRBB models for proposing to the Executive Committee where applicable;
- h) concurring on or approving the lending programs for proposing to the Executive Committee where applicable;
- i) establishing a strategy to be in line with the Bank’s risk management policy that can be measured, followed-up and monitored accordingly;
- j) reviewing the adequacy and efficiency of risk management policies and guidelines and the actions taken pursuant to such policies/ guidelines;
- k) discussing risk and capital issues on an integrated basis, from an overall capital adequacy perspective;
- l) acknowledging Pillar 3 Disclosure of the Bank;

- m) overseeing UOB (Thai) Group consolidated companies to ensure they are in compliance with the relevant group risk management policies and regulatory requirements;
- n) resolving outstanding disagreement on exiting customer relationship and denial of accounts opening to new and existing customers proposed by Anti-Money Laundering Committee (AMLC); and
- o) considering operational risk issues proposed by Operational Risk Management Committee (ORMC).

The RCC reports to the Audit Committee and the Board of Directors for the key risks and/ or key risk events on a regular basis.

The RCC members are:

President and CEO	Chairman
Head of Finance and Corporate Services	Alternate Chairman
Head of Credit and Risk Management	Member
Head of Risk Management	Member
Head of Technology and Operations	Member
Head of Corporate Banking	Member
Head of Commercial Banking	Member
Head of Personal Financial Services	Member
Head of Business Banking	Member
Head of Global Markets	Member
Head of Compliance	Member
Head of Legal & Secretariat	Member

In 2017, the Board held four meetings and the AC held four meetings. The 2017 attendance record of directors on the Board and the AC is as follows:

<u>Board of Directors</u>	<u>No. of Meetings</u>	
	<u>Attended</u>	<u>Participated via Videoconference</u>
Wee Cho Yaw	0/4	1/4
Wee Ee Cheong	2/4	1/4
Chinnawat Bulsuk	4/4	-
Suebtrakul Soonthornthum	4/4	-
Chanitr Charnchainarong	2/4	1/4
Lee Chin Yong	2/4	2/4
Sanchai Apisaksirikul	4/4	-
Tan Choon Hin	4/4	-
Tithiphan Chuerboonchai	3/4	-

<u>Audit Committee</u>	<u>No. of Meetings Attended</u>
Chanitr Charnchainarong	4/4
Chinnawat Bulsuk	4/4
Suebtrakul Soonthornthum	4/4
Tithiphan Chuerboonchai	4/4

# Branch Network

31 December 2017

## Head Office

### Sathon

(Mon - Fri from 8.30am - 3.30pm)  
191 South Sathon Rd.,  
Sathon, Bangkok 10120  
Tel : 0 2343 3000 Ext. 2682, 2684, 2686  
0 2343 2047, 0 2343 2561, 0 2343 2565,  
0 2343 2602, 0 2343 2610, 0 2343 2612,  
0 2343 2685-9, 0 2343 2693,  
0 2343 2695  
Fax : 0 2287 2972

## Bangkok Metropolitan, Nonthaburi and Pathum Thani

### Anusavaree Chaisamoraphoom

(Mon - Fri from 8.30am - 3.30pm)  
911/1-3 Phaholyothin Rd., Samsen Nai,  
Phaya Thai, Bangkok 10400  
Tel : 0 2271 0089, 0 2271 2662,  
0 2271 3447  
Fax : 0 2271 0088

### Asok Montri

(Mon - Fri from 8.30am - 3.30pm)  
Ratchapak Building, 1<sup>st</sup> Fl.,  
163 Sukhumvit 21 Rd., Wattana,  
Bangkok 10110  
Tel : 0 2258 3259, 0 2258 3261,  
0 2258 3265, 0 2258 3268,  
0 2258 3881  
Fax : 0 2258 9552

### Bang Bon

(Mon - Fri from 8.30am - 3.30pm)  
289, 291, 293, 295 Eakachai Rd.,  
Bang Bon, Bangkok 10150  
Tel : 0 2898 0423-5, 0 2415 6984  
Fax : 0 2898 0426

### Bangbuathong

(Mon - Fri from 8.30am - 3.30pm)  
28/33-35 Moo 4, Bangkruay-Sainoi Rd.,  
Sahno-loi, Bangbuathong,  
Nonthaburi 11110  
Tel : 0 2920 2451-5  
Fax : 0 2920 2450

### Bangmod

(Mon - Fri from 8.30am - 3.30pm)  
630 Moo 9, Rama II Rd.,  
Chomthong, Bangkok 10150  
Tel : 0 2867 0203-5, 0 2867 0913  
Fax : 0 2867 0914

### Bangna KM.2

(Mon - Fri from 8.30am - 3.30pm)  
21/235-236 Moo 12, Bangna-Trad Rd.,  
Bangna, Bangkok 10260  
Tel : 0 2393 9825, 0 2396 1931,  
0 2399 0178-81  
Fax : 0 2393 6147

### Bangplee

(Daily from 10.00am - 7.00pm)  
BIG C Center Bangplee, 2<sup>nd</sup> Fl.,  
89 Moo 9, Taeparak KM. 13 Rd.,  
Bangplee, Samut Prakan 10540  
Tel : 0 2752 4505-7, 0 2752 4509  
Fax : 0 2752 4504

### Bang Poo Industrial Estate Market

(Mon - Fri from 8.30am - 3.30pm)  
798-799 Tessaban Preakasa 14 Rd.,  
Preakasa, Mueang, Samut Prakan 10280  
Tel : 0 2324 3504-7  
Fax : 0 2324 3508

### Bangrak

(Mon - Fri from 8.30am - 3.30pm)  
Gems Tower Building,  
1249/19, 1249/50, 1249/59  
Charoen Krung Rd., Suriyawong,  
Bangrak, Bangkok 10500  
Tel : 0 2234 5265-6, 0 2237 5050-1,  
0 2237 8577-8, 0 2266 9896-7  
Fax : 0 2266 9667

### Big C Omyai

(Daily from 10.30am - 7.30pm)  
Big C Super Center Omyai,  
17/17 Moo 8, Omyai, Sampran,  
Nakhon Pathom 73160  
Tel : 0 2431 1534-7  
Fax : 0 2431 1542

### Bobae

(Daily from 8.30am - 5.30pm)  
1086/18, 1<sup>st</sup> Fl. and 4<sup>th</sup> Fl., 1086/19, 4<sup>th</sup> Fl.,  
Krungkasem Rd., Klong Mahanak,  
Pomprabsattruphai, Bangkok 10100  
Tel : 0 2282 3665, 0 2282 3694-5,  
0 2282 3796, 0 2282 4374,  
0 2282 4557  
Fax : 0 2282 1914

### BTS On Nut

(Daily from 10.00am - 7.00pm)  
BTS On Nut, Sukhumvit Rd.,  
Khlong Toei, Bangkok 10110  
Tel : 0 2741 4206-7, 0 2741 4210  
Fax : 0 2742 5816

### Buntudthong

(Mon - Fri from 8.30am - 3.30pm)  
56/20, 56/59-62 Rama I Rd., Rong Mueang,  
Pathum Wan, Bangkok 10330  
Tel : 0 2214 1733, 0 2214 2067,  
0 2214 2252, 0 2214 1292  
Fax : 0 2215 4836

### Central Bangna

(Wealth Banking Centre)  
(Daily from 10.30am - 7.30pm)  
Central Plaza Bangna, 4<sup>th</sup> Fl.,  
Unit 415, 587 Bangna-Trad Rd.,  
Bangna, Bangkok 10260  
Tel : 0 2361 7851-3  
Fax : 0 2361 7854

### Central Grand Rama 9

(Daily from 10.30am - 7.30pm)  
Central Plaza Grand Rama 9  
Department Store, 5<sup>th</sup> Fl.,  
Unit 508-2, 9/8, 9/9 Rama 9 Rd.,  
Huai Kwang, Bangkok 10310  
Tel : 0 2160 3851-4  
Fax : 0 2160 3855

### Central Pinklao

(Wealth Banking Centre)  
(Daily from 10.30am - 7.30pm)  
4<sup>th</sup> Fl., Unit 407, 7/222  
Central Plaza Pinklao,  
Boromratchachonnane Rd.,  
Arun Amarin, Bangkoknoi,  
Bangkok 10700  
Tel : 0 2884 8030-2  
Fax : 0 2884 8033

### Central Plaza Ramindra

(Daily from 10.30am - 19.30pm)  
Central Plaza Ramindra, 3<sup>rd</sup> Fl.,  
Unit 314, 109/10, Ramindra Rd.,  
Anusavaree, Bangkokhen, Bangkok 10220  
Tel : 0 2522 6646-8, 0 2522 6650  
Fax : 0 2522 6649

### Central Plaza WestGate

(Daily from 10.30am - 7.30pm)  
Central Plaza WestGate, 3<sup>rd</sup> Fl.,  
199, 199/1-2 Moo 6, Saothonghin,  
Bangyai, Nonthaburi 11140  
Tel : 0 2009 1140, 0 21940 2880-2  
Fax : 0 2009 1141



# Branch Network

31 December 2017

## Central Rama 2

(Daily from 10.30am - 7.30pm)  
Central Plaza Rama 2 Department Store,  
G Fl., Unit G28, 160 Rama 2 Rd.,  
Bang Khun Thian, Bangkok 10150  
Tel : 0 2415 1648-50, 0 2415 1867  
Fax : 0 2415 1868

## Central Rama 3

(Wealth Banking Centre)  
(Daily from 11.00am - 8.00pm)  
Central Plaza Rama 3 Department Store,  
4<sup>th</sup> Fl., Unit 434, 79 Sathupradit Rd.,  
Chong Nonsri, Yannawa, Bangkok 10120  
Tel : 0 2164 0085-6, 0 2673 7027-8  
Fax : 0 2164 0087

## Central Rattanathibet

(Daily from 10.30am - 7.30pm)  
Central Plaza Rattanathibet, 2<sup>nd</sup> Fl.,  
Zone E-Centre Department Store,  
562, 566 Moo 8, Rattanathibet Rd.,  
Mueang, Nonthaburi 11000  
Tel : 0 2527 8619-20, 0 2527 8631,  
0 2527 8633  
Fax : 0 2527 8636

## Chaengwatana

(Mon - Fri from 8.30am - 3.30pm)  
Na Nakorn Building, 99/349 Moo 2,  
Chaengwatana Rd., Thung Song Hong,  
Don Mueang, Bangkok 10210  
Tel : 0 2576 1531-2, 0 2576 1544-5,  
0 2576 1057-60  
Fax : 0 2576 1533

## Charoen Krung Yaek Sua Pa

(Mon - Fri from 8.30am - 3.30pm)  
416-8 Charoen Krung Rd.,  
Sampantawong, Bangkok 10100  
Tel : 0 2623 1644-7  
Fax : 0 2623 1090

## City Complex

(Mon - Fri from 8.30am - 5.00pm)  
City Complex Building, 831 Petchburi Rd.,  
Ratchathewi, Bangkok 10400  
Tel : 0 2255 0746, 0 2255 0749,  
0 2653 8522, 0 2613 5199, 0 2252 1211  
Fax : 0 2255 0748

## Fashion Island

(Wealth Banking Centre)  
(Daily from 10.30am - 7.30pm)  
Fashion Island Department Store,  
587, 589 Ramintra Rd., Kan Na Yao,  
Bangkok 10230  
Tel : 0 2947 5307-9, 0 2947 5311  
Fax : 0 2947 5310

## Gateway Ekamai

(Daily from 10.30am - 7.30pm)  
Gateway Ekamai Department Store,  
3<sup>rd</sup> Fl., Unit 3129, 982/22,  
Sukhumvit Rd., Phra Khanong,  
Khlong Toei, Bangkok 10110  
Tel : 0 2108 2856-9  
Fax : 0 2108 2849

## Huamark

(Mon - Fri from 8.30am - 3.30pm)  
5, 7, 9 Soi Ramkhamhaeng 19/1,  
Ramkhamhaeng Rd., Bangkok,  
Bangkok 10240  
Tel : 0 2318 8561-4, 0 2319 3062,  
0 2718 4624  
Fax : 0 2318 0139

## Khlong Toey

(Mon - Fri from 8.30am - 3.30pm)  
Rama IV Department Store,  
1472, 1474 Rama IV Rd., Khlong Toey  
Bangkok 10110  
Tel : 0 2249 0886-90  
Fax : 0 2249 4075

## Ladphrao

(Mon - Fri from 8.30am - 3.30pm)  
50/212-213 Ladphrao Rd.,  
Wang Thong Lang, Bangkok 10310  
Tel : 0 2514 2709, 0 2514 2964,  
0 2530 1120, 0 2539 5800,  
0 2933 7416-7  
Fax : 0 2539 2003

## Manorom

(Mon - Fri from 8.30am - 3.30pm)  
Manorom Building, 3354/1 Rama 4 Rd.,  
Khlongton, Khlong Toei, Bangkok 10110  
Tel : 0 2249 7480-2  
Fax : 0 2249 7479

## Market Village Suvarnabhumi

(Daily from 10.30am - 7.30pm)  
99/29 Moo 1 Market Village Suvarnabhumi,  
Room S302, 3<sup>rd</sup> Fl., Bangna-Trad Rd.,  
Rachatawa, Bangplee, Samutprakan 10540  
Tel : 0 2030 5841, 0 2316 5326-7  
Fax : 0 2030 5842

## Megabangna

(Daily from 10.30am - 7.30pm)  
39 Moo 6, Bangna-Trad Rd., KM. 8,  
Bangkaew, Bangplee, Samut Prakan 10540  
Tel : 0 2186 8702-5  
Fax : 0 2186 8706

## Mercury Ville Chidlom

(Daily from 9.00am - 6.00pm)  
Mercury Tower, 3<sup>rd</sup> Fl., Unit 302,  
540 Ploenchit Road, Lumpini, Pathum Wan,  
Bangkok 10330  
Tel : 0 2030 5758, 0 2252 6292-3  
Fax : 0 2252 7871

## Minburi

(Mon - Fri from 8.30am - 3.30pm)  
Navamin Plaza, G Fl., 599/1 Moo 13,  
Sihaburanukit Rd., Minburi,  
Bangkok 10510  
Tel : 0 2518 0815-17  
Fax : 0 2518 0799

## Mueang Thong Thani

(Mon - Fri from 8.30am - 3.30pm)  
339 Mueangthongthani, Bondstreet Rd.,  
Pakkred, Nonthaburi 11120  
Tel : 0 2503 4940-3  
Fax : 0 2503 4914

## Nong Khaem

(Mon - Fri from 8.30am - 3.30pm)  
77/207 Moo 2, Phetkasem Rd.,  
Nong Khang Phlu, Nong Khaem,  
Bangkok 10160  
Tel : 0 2420 7941-4  
Fax : 0 2420 7940

## Nonthaburi

(Mon - Fri from 8.30am - 3.30pm)  
32/16-19 Bangkok-Nonthaburi Rd.,  
Talad Kwan, Mueang, Nonthaburi 11000  
Tel : 0 2525 1770-2, 0 2968 4592-4  
Fax : 0 2526 2993

# Branch Network

31 December 2017

## On Nut

(Mon - Fri from 8.30am - 3.30pm)  
1468, 1470 On Nut Rd., Suan Luang,  
Bangkok 10250  
Tel : 0 2332 3134-7  
Fax : 0 2331 8519

## Paradise Park

(Daily from 10.30am - 7.30pm)  
Paradise Park, 2<sup>nd</sup> Fl., Unit 2C004,  
61 Srinakarin Rd., Nongbon,  
Prawet, Bangkok 10250  
Tel : 0 2746 0816-8  
Fax : 0 2746 0819

## Pattanakarn

(Mon - Fri from 8.30am - 3.30pm)  
309/1-4 Patanakarn Rd.,  
Prawet, Bangkok 10250  
Tel : 0 2322 0439, 0 2322 0441-3  
Fax : 0 2322 0438

## Phaholyothin KM.26

(Mon - Fri from 8.30am - 3.30pm)  
1/737 Moo 17, Soi Amporn,  
Phaholyothin KM. 26, Khukhot,  
Lam Luk Ka, Pathum Thani 12150  
Tel : 0 2532 3644-50  
Fax : 0 2532 3641

## Phaholyothin Soi 19

(Mon - Fri from 8.30am - 3.30pm)  
Rasa Tower Building,  
555 Phaholyothin Rd., Chatuchak,  
Bangkok 10900  
Tel : 0 2937 0300-4, 0 2513 3165  
Fax : 0 2937 0305

## Phahurad

**(Privilege Banking Centre)**  
(Mon - Fri from 8.30am - 5.00pm,  
Sat from 10.00am - 5.00pm)  
The Old Siam Plaza, 2/30-33,  
4/11-14 Burapa Rd., Phra Nakhon,  
Bangkok 10200  
Tel : 0 2222 0176-9, 0 2222 4113-4,  
0 2223 1854-5, 0 2623 8477  
Fax : 0 2223 0708

## Phra Pinklao

(Mon - Fri from 8.30am - 3.30pm)  
30 Charan Sanit Wong Rd., Bang Yi Khan,  
Bangphlat, Bangkok 10700  
Tel : 0 2424 2283, 0 2434 7110-3,  
0 2434 7115,  
Fax : 0 2434 7114

## Rajchaprarop

(Mon - Fri from 8.30am - 5.00pm)  
120/3-6 Rajchaprarop Rd.,  
Ratchathewi, Bangkok 10400  
Tel : 0 2656 3068, 0 2656 3071-2  
Fax : 0 2251 0404

## Ratchawong

(Mon - Fri from 8.30am - 3.30pm)  
219/2 Ratchawong Rd.,  
Samphanthawong, Bangkok 10100  
Tel : 0 2221 7515, 0 2622 7388-90  
Fax : 0 2622 7392

## Rangsit

**(Wealth Banking Centre)**  
(Daily from 10.30am - 7.30pm)  
Future Park Rangsit Building, 94 Moo 2,  
Phaholyothin Rd., Prachatipat,  
Thanyaburi, Pathum Thani 12110  
Tel : 0 2958 0562-7  
Fax : 0 2958 0568

## Ratchada-Huay Khwang

(Mon - Fri from 8.30am - 3.30pm)  
167/8 Ratchadaphisek Rd.,  
Din Daeng, Bangkok 10320  
Tel : 0 2276 9408-12, 0 2276 9414  
Fax : 0 2276 9413

## Ratchada-Sathupradit

(Mon - Fri from 8.30am - 3.30pm)  
127/1 Nonsee Rd., Yannawa,  
Bangkok 10120  
Tel : 0 2295 3706-7, 0 2681 1111-5,  
0 2681 1738,  
Fax : 0 2681 1110

## Ratchada-Thaphra

(Mon - Fri from 8.30am - 3.30pm)  
Decha Building, 299 Ratchadaphisek 6 Rd.,  
Thonburi, Bangkok 10600  
Tel : 0 2476 9945-9  
Fax : 0 2476 9944

## Samrong

(Mon - Fri from 8.30am - 3.30pm)  
999/99 Moo 1, Sukhumvit Rd.,  
Samrong Nua, Mueang,  
Samut Prakan 10270  
Tel : 0 2384 4510, 0 2384 7656,  
0 2394 0422, 0 2394 0428  
Fax : 0 2384 4352

## Sam Yaek

(Mon - Fri from 8.30am - 3.30pm)  
601 Charoen Krung Rd., Talad Noi,  
Samphanthawong, Bangkok 10100  
Tel : 0 2222 5111-6  
Fax : 0 2222 1354

## Sathon 2

(Mon - Fri from 8.30am - 3.30pm)  
Bangkok City Tower Building,  
179/3 South Sathon Rd., Tung Mahamek,  
Sathon, Bangkok 10120  
Tel : 0 2679 5700-2, 0 2679 5704  
Fax : 0 2679 5703

## Seacon Bangkhae

(Daily from 10.30am - 7.30pm)  
Seacon Bangkhae Department Store,  
607 Phetkasem Rd., Bangwa,  
Phasi Charoen, Bangkok 10160  
Tel : 0 2454 8792-5  
Fax : 0 2454 8696

## Seacon Square

(Daily from 10.30am - 7.30pm)  
Seacon Square Department Store,  
3<sup>rd</sup> Fl., Unit 3057F, 55 Srinakharin Rd.,  
Nongbon, Prawet, Bangkok 10250  
Tel : 0 2138 5744-5, 0 2721 9103-4  
Fax : 0 2138 5746

## Senanikom

(Mon - Fri from 8.30am - 3.30pm)  
126/19 Phaholyothin 32 Rd.  
(Soi Senanikom 1), Chatuchak,  
Bangkok 10900  
Tel : 0 2561 1054, 0 2561 3100-1,  
0 2579 6248, 0 2941 7775  
Fax : 0 2579 9088

## Si Phraya

(Mon - Fri from 8.30am - 3.30pm)  
295 Si Phraya Rd., Bangrak,  
Bangkok 10500  
Tel : 0 2235 2884-7, 0 2236 6805,  
0 2631 5440-1  
Fax : 0 2235 2882

## Si Yaek Sriwara

(Mon - Fri from 8.30am - 3.30pm)  
573/139 Soi Ramkhamhaeng 39,  
Prachauthit Rd., Wangthonglang,  
Bangkok 10310  
Tel : 0 2934 7941-4  
Fax : 0 2934 7945

# Branch Network

31 December 2017

## Siam Square

(Daily from 10.00am - 7.00pm)  
410-410/1 Siam Square Soi 6, Rama I Rd.,  
Pathum Wan, Bangkok 10500  
Tel : 0 2251 2145, 0 2251 2278-9  
0 2251 3343,  
Fax : 0 2251 2280

## Silom 2

(Mon - Fri from 8.30am - 5.00pm)  
14 Silom Rd., Bangrak, Bangkok 10500  
Tel : 0 2632 8801-3, 0 2632 8805  
Fax : 0 2632 8804

## Silom Complex

(Daily from 10.30am - 7.30pm)  
Silom Complex Building, 4<sup>th</sup> Fl.,  
191 Silom Rd., Silom, Bangrak,  
Bangkok 10500  
Tel : 0 2231 3100-1, 0 2231 3139-40  
Fax : 0 2231 3137

## Sindhorn Tower

(Mon - Fri from 9.00am - 6.00pm)  
Sindhorn Tower Building, G Fl.,  
Unit 13, 130-132 Witthayu Rd.,  
Pathun Wan, Bangkok 10330  
Tel : 0 2041 1261, 0 2263 3530-2  
Fax : 0 2041 2157

## Soi Yoo Dee

(Mon - Fri from 8.30am - 3.30pm)  
597/113-114 Trok Watchannai,  
Chan Rd., Bangkhlo, Bang Kho Laem,  
Bangkok 10120  
Tel : 0 2291 4904-5, 0 2291 4907  
0 2292 1627-8,  
Fax : 0 2291 4906

## Songwad

(Mon - Fri from 8.30am - 3.30pm)  
1252-1254 Songwad Rd., Jakrawat,  
Samphanthawong, Bangkok 10100  
Tel : 0 2225 3596-7, 0 2225 6254-5,  
0 2226 3606-7  
Fax : 0 2225 6256

## Srinakarin

(Mon - Fri from 8.30am - 3.30pm)  
395/5 Srinakarin Rd., Mueang,  
Samut Prakan 10270  
Tel : 0 2385 7312-5  
Fax : 0 2385 7316

## St. Louis 3

(Mon - Fri from 8.30am - 3.30pm)  
31, Soi Chan 18/7 (St. Louis 3)  
Thung Wat Don, Sathon, Bangkok 10120  
Tel : 0 2211 1407, 0 2212 7024  
Fax : 0 2211 0815

## Sukhumvit 4

(Mon - Fri from 8.30am - 3.30pm)  
142 Sukhumvit Rd., Khlong Toei,  
Bangkok 10110  
Tel : 0 2252 2522, 0 2253 5137,  
0 2653 2178-80, 0 2653 2218  
Fax : 0 2653 2181

## Sukhumvit 25

(Mon - Fri from 8.30am - 3.30pm)  
Ban Chang Glas House Building,  
1 Soi Sukhumvit 25, Khlong Toei Nua,  
Khlong Toei, Bangkok 10110  
Tel : 0 2258 0270-1, 0 2258 9330-2,  
0 2260 6117-9, 0 2661 7741,  
0 2661 7761  
Fax : 0 2258 4582

## Sukhumvit 26

(Mon - Fri from 8.30am - 3.30pm)  
720/1 Sukhumvit, Klongtan,  
Klongtoey, Bangkok 10110  
Tel : 0 2010 4511, 0 2258 4052-4  
Fax : 0 2010 4513

## Sukhumvit 101 (Piyarom Park)

(Daily from 10.00am - 7.00pm)  
3079/25 Soi Piyabutra, Sukhumvit Rd.,  
Bang Chak, Phra Khanong, Bangkok 10260  
Tel : 0 2730 5105  
Fax : 0 2730 5106

## Suksawat

(Mon - Fri from 8.30am - 3.30pm)  
393, 395, 397 Suksawat Rd., Bangpakok,  
Rat Burana, Bangkok 10140  
Tel : 0 2477 2409-11  
Fax : 0 2468 6028

## Surawong

(Mon - Fri from 8.30am - 3.30pm)  
134 Surawong Rd., Bangrak,  
Bangkok 10500  
Tel : 0 2233 9730-3  
Fax : 0 2235 5208

## Talad Si Mummuang

(Mon - Fri from 8.30am - 3.30pm)  
355/33-35 Moo 8, Phaholyothin Rd.,  
Khukhot, Lam Luk Ka, Pathum Thani 12130  
Tel : 0 2536 7850, 0 2536 7854-6  
Fax : 0 2536 7853

## Talad Thai

(Daily from 9.30am - 6.30pm)  
32/1044 Moo 9, Khlongnueng,  
Khlongluang, Pathum Thani 12120  
Tel : 0 2908 4784-7  
Fax : 0 2908 4847

## Thaiwa Tower

(Mon - Fri from 8.30am - 3.30pm)  
Thai Wah Tower 1 Building,  
21/63-66 South Sathon Rd.,  
Sathon, Bangkok 10120  
Tel : 0 2285 0092-4  
Fax : 0 2285 0095

## Thanon Asoke-Dindaeng

(Mon - Fri from 8.30am - 3.30pm)  
729 Asoke-Dindaeng Rd.,  
Din Daeng, Bangkok 10320  
Tel : 0 2248 6935-7  
Fax : 0 2248 6933

## Thanon Krungthomburi

(Mon - Fri from 8.30am - 3.30pm)  
Sinn Sathon Tower, 77/2 Krungthomburi Rd.,  
Khlongsan, Bangkok 10600  
Tel : 0 2440 0345-9  
Fax : 0 2440 0350

## Thanon Phaholyothin 8

(Mon - Fri from 8.30am - 3.30pm)  
Intouch Tower, G Fl.,  
414 Phaholyothin Rd., Samsen Nai,  
Phaya Thai, Bangkok 10400  
Tel : 0 2357 1690, 0 2616 9760-2  
Fax : 0 2357 1490

## Thanon Phayathai

(Mon - Fri from 8.30am - 3.30pm)  
Golden Town Building, 1<sup>st</sup> Fl.,  
Unit 1/4-1/6, 71 Phaya Thai Rd.,  
Ratchathewi, Bangkok 10400  
Tel : 0 2653 4530-2  
Fax : 0 2653 4658

# Branch Network

31 December 2017

## Thanon Phraram 6

(Mon - Fri from 8.30am - 3.30pm)  
Tipco Tower Building, G Fl.,  
118/1 Rama VI Rd., Samsen Nai,  
Phaya Thai, Bangkok 10400  
Tel : 0 2357 3332, 0 2357 3460-3  
Fax : 0 2357 3464

## Thanon Phraram 9

(Mon - Fri from 8.30am - 3.30pm)  
Worrasombat Building, G Fl.,  
100/1 Rama IX Rd., Huai Khwang,  
Bangkok 10310  
Tel : 0 2645 0683-5  
Fax : 0 2645 0440

## Thanon Pracha-U-Thit

(Mon - Fri from 8.30am - 3.30pm)  
147/1-4 Moo 8, Pracha-U-Thit Rd.,  
Rat Burana, Bangkok 10140  
Tel : 0 2873 1439, 0 2873 1457-60  
Fax : 0 2873 1440

## Thanon Sri Wara

(Mon - Fri from 8.30am - 3.30pm)  
314 Soi Ladphrao 94 (Panjamit),  
Sri Wara Rd., Wang Thonglang,  
Bangkok 10310  
Tel : 0 2559 3600-5, 0 2935 6025-6  
Fax : 0 2559 3606

## Thanon Sukhaphiban 3

(Mon - Fri from 8.30am - 3.30pm)  
902 Ramkamhaeng Rd., Bangkapi,  
Bangkok 10240  
Tel : 0 2375 8725, 0 2375 8794,  
0 2375 8799, 0 2377 9183,  
0 2377 5285, 0 2735 4018  
Fax : 0 2375 8795

## Thanon Vorachak

(Mon - Fri from 8.30am - 3.30pm)  
94-96 Vorachak Rd., Ban Bat,  
Pom Prap Sattru Phai, Bangkok 10100  
Tel : 0 2225 9085-6, 0 2225 9088,  
0 2621 1247  
Fax : 0 2225 9087

## Thanon Witthayu

(Mon - Fri from 8.30am - 5.00pm)  
CRC Tower Building, G Fl., 121, 87/2  
Wireless Rd., Lumpini, Pathum Wan,  
Bangkok 10330  
Tel : 0 2255 5392-4  
Fax : 0 2255 5395

## Thanon Yaowarat

(Mon - Fri from 8.30am - 5.00pm)  
Hua Seng Heng Building,  
1<sup>st</sup> Fl., 422, 424 Yaowarat Rd.,  
Samphanthawong, Bangkok 10100  
Tel : 0 2226 2930-1, 0 2226 5855  
Fax : 0 2226 2933

## The Circle Ratchapruk

(Daily from 10.30am - 7.30pm)  
The Circle Ratchapruk, Room R6,  
39 Ratchapruk Rd., Bangramad,  
Taling Chan, Bangkok 10170  
Tel : 0 2863 8624-6  
Fax : 0 2863 8627

## The Mall Bangkae

(Daily from 10.30am - 7.30pm)  
The Mall Bangkhae, 3<sup>rd</sup> Fl., 275 Moo 1,  
Phetkasem Rd., North Bangkhae,  
Bangkhae, Bangkok 10160  
Tel : 0 2482 9582-5  
Fax : 0 2482 9586

## The Mall Bangkapi

(Daily from 10.30am - 7.30pm)  
The Mall Bangkapi, 3<sup>rd</sup> Fl., Unit 3S-C9A,  
3522 Ladphrao Rd., Khlong-jun,  
Bangkapi, Bangkok 10240  
Tel : 0 2363 3570-3  
Fax : 0 2363 3574

## The Mall Ngam Wong Wan

(Daily from 10.30am - 7.30pm)  
The Mall Ngamwongwan, 3<sup>rd</sup> Fl.,  
Unit 3S-C4A, C5A, 30/39-50 Moo 2,  
Ngam Wong Wan Rd., Bangkokhen,  
Mueang, Nonthaburi 11000  
Tel : 02 550 1134-7  
Fax : 02 550 0355

## The Phyll Sukhumvit 54

(Mon - Fri 10.00am - 7.00pm)  
The Phyll, G Fl., Unit G05,  
1770 Sukhumvit Rd., Bang Chak,  
Phra Khanong, Bangkok 10260  
Tel : 0 2331 3582-4, 0 2331 3587  
Fax : 0 2331 3588

## Thonglor

(Mon - Fri from 8.30am - 3.30pm)  
283/15-17, 283/65, Soi Thonglor 13,  
Sukhumvit 55 Rd., Wattana,  
Bangkok 10250  
Tel : 0 2712 7150-5  
Fax : 0 2712 7156

## United Center

(Mon - Fri from 10.30am - 6.30pm)  
United Center Building, 2<sup>nd</sup> Fl.,  
Unit 209A, 323 Silom Rd., Silom,  
Bangrak, Bangkok 10500  
Tel : 0 2237 4890-93  
Fax : 0 2237 4894

## UOB Wealth Banking Centre-Siam Paragon

(Daily from 10.30am - 7.30pm)  
Siam Paragon Shopping Center,  
3<sup>rd</sup> Fl., Unit 3-01A, 991 Rama 1 Rd.,  
Pathum Wan, Pathum Wan, Bangkok 10330  
Tel : 0 2129 4841-3, 0 2610 9602-3  
Fax : 0 2610 9604

## UOB Home Loan - Pearl Bangkok

(Mon - Fri from 9.00am - 6.00pm)  
Pearl Bangkok Building, 3<sup>rd</sup> Fl.,  
1177, Phaholyothin Rd.,  
Samsennai, Phayathai, Bangkok 10400  
Tel : 0 2093 3570, 0 2093 3571  
Fax : 0 2042 4575

## Wiphawadi-Rangsit 9

(Mon - Fri from 8.30am - 3.30pm)  
T.S.T. Tower Building,  
21 Vibhawadi-Rangsit Rd.,  
Chatuchak, Bangkok 10900  
Tel : 0 2273 8120-1, 0 2273 8939-40  
Fax : 0 2273 8122

## Wongwian Odean

(Mon - Fri from 8.30am - 3.30pm)  
772, 774 Charoen Krung Rd.,  
Samphanthawong, Samphanthawong,  
Bangkok 10100  
Tel : 0 2234 3399, 0 2238 2540-1  
Fax : 0 2238 2543

## Yaowarat Mahajak

(Mon - Fri from 8.30am - 5.00pm)  
236, 238, 240 Yaowarat Rd.,  
Chakkrawat, Samphanthawong,  
Bangkok 10110  
Tel : 0 2225 5241-44  
Fax : 0 2225 5245

## Central Area

### Kanchanaburi

(Mon - Fri from 8.30am - 3.30pm)  
160/39-40 Sangchutoe Rd.,  
Ban Nuea, Mueang, Kanchanaburi 71000  
Tel : 0 3452 1621-3  
Fax : 0 3452 1624

# Branch Network

31 December 2017

## Nakhon Pathom

(Mon - Fri from 8.30am - 3.30pm)  
63-65 Rajvithi Rd., Phrapathomjedi,  
Mueang, Nakhon Pathom 73000  
Tel : 0 3425 1184-5  
Fax : 0 3425 1186

## Phra Nakhon Si Ayutthaya

(Mon - Fri from 8.30am - 3.30pm)  
255 Moo 5, Rojana Rd.,  
Phra Nakhon Si Ayutthaya,  
Phra Nakhon Si Ayutthaya 13000  
Tel : 0 3522 9049, 0 3524 6030,  
0 3524 6116,  
Fax : 0 3524 1546

## Ratchaburi

(Mon - Fri from 8.30am - 3.30pm)  
11 Kathatorn Rd., Na Mueang,  
Mueang Ratchaburi, Ratchaburi 70000  
Tel : 0 3231 0321-3  
Fax : 0 3231 0324

## Samut Sakhon

(Mon - Fri from 8.30am - 3.30pm)  
927/403 Sethakit 1 Rd., Mahachai,  
Mueang, Samut Sakhon 74000  
Tel : 0 3481 0514-5, 0 3442 7510,  
0 3442 7582  
Fax : 0 3481 0513

## Samut Songkhram

(Mon - Fri from 8.30am - 3.30pm)  
125/28 Tang Kao Mueang Rd., Mueang,  
Samut Songkhram 75000  
Tel : 0 3471 8111, 0 3471 8222,  
0 3471 8626, 0 3471 8628-9,  
0 3474 0028  
Fax : 0 3471 8627

## Saraburi

(Mon - Fri from 8.30am - 3.30pm)  
427 Phaholyothin Rd.,  
Mueang, Saraburi 18000  
Tel : 0 3621 2137-8, 0 3622 1630,  
0 3622 2344, 0 3631 2055-6,  
Fax : 0 3622 1636

## Eastern Area

### Amata Nakhon

(Mon - Fri from 10.00am - 05.30pm)  
700/17 Moo 1, Khlong Tamru, Mueang,  
Chon Buri 20000  
Tel : 0 3845 7564-7  
Fax : 0 3845 7568

## Ban Bung

(Mon - Fri from 8.30am - 3.30pm)  
403 Chon Buri-Ban Bung Rd.,  
Ban Bung, Chon Buri 20170  
Tel : 0 3844 3072, 0 3844 3628,  
0 3875 0979-80, 0 3875 1118-9  
Fax : 0 3844 3039

## Ban Chang

(Mon - Fri from 8.30am - 5.00pm)  
51/11-12 Moo 5, Sukhumvit Rd.,  
Ban Chang, Rayong 21130  
Tel : 0 3860 3120-5  
Fax : 0 3860 3119

## Bang Lamung

(Mon - Fri from 10.00am - 5.30pm)  
90/27 Moo 5, Pattaya-Naglua Rd.,  
Naglua, Bang Lamung, Chon Buri 20150  
Tel : 0 3842 0273, 0 3842 7748-9,  
0 3842 8418, 0 3842 9333,  
0 3872 6817  
Fax : 0 3842 3332

## Central Chonburi

(Daily from 11.00am - 8.00pm)  
Central Plaza Chonburi, 2<sup>nd</sup> Fl.,  
55/88-9, 55/91 Sukhumvit Rd., Samet,  
Mueang, Chon Buri 20000  
Tel : 0 3805 3920-3  
Fax : 0 3805 3924

## Chachoengsao

(Mon - Fri from 8.30am - 3.30pm)  
94/3 Chumphon Rd., Mueang,  
Chachoengsao 24000  
Tel : 0 3851 1621-2, 0 3851 4627-8,  
0 3853 5083, 0 3881 8149  
Fax : 0 3851 1623

## Chanthaburi

(Mon - Fri from 8.30am - 3.30pm)  
82/9 Thachalab Rd., Wat Mai,  
Mueang, Chanthaburi 22000  
Tel : 0 3931 2822, 0 3934 6434-5,  
0 3934 6616  
Fax : 0 3932 1201

## Chon Buri

(Privilege Banking Centre)  
(Mon - Fri from 8.30am - 3.30pm)  
804 Kor Chetchamngong Rd., Bangplasoi,  
Mueang, Chon Buri 20000  
Tel : 0 3827 3601-6  
Fax : 0 3827 3607

## Chon Buri 2

(Mon - Fri from 8.30am - 3.30pm)  
116/110 Moo 3, Sukhumvit Rd.,  
Ban Suan, Mueang, Chon Buri 20000  
Tel : 0 3879 7457-9, 0 3879 7462  
Fax : 0 3879 7461

## Eastern Seaboard

(Mon - Fri from 8.30am - 3.30pm)  
Thanon Hemaraj Avenue, 24/1 Moo 4,  
Pluak Daeng, Rayong 21140  
Tel : 0 3895 5284-8, 0 3895 5290  
(0 3889 1489 ATM)  
Fax : 0 3895 5289

## Map Ta Phut

(Mon - Fri from 8.30am - 5.00pm)  
267/11-13 Sukhumvit Rd., Map Ta Phut,  
Mueang, Rayong 21150  
Tel : 0 3860 7945, 0 3860 7947,  
0 3860 7949, 0 3860 7957  
Fax : 0 3860 8718

## Passione Shopping Destination

(Daily from 10.30am - 7.30pm)  
Passione Shopping Destination,  
2<sup>nd</sup> Fl., 554/4 Sukhumvit Rd.,  
Noen Phra, Mueang, Rayong 21150  
Tel : 0 3802 3400-3  
Fax : 0 3802 3404

## Pattaya

(Mon - Fri from 10.00am - 5.30pm)  
325/115-116 Moo 10, Pattaya Sai 2 Rd.,  
Nong Prue, Bang Lamung, Chon Buri 20260  
Tel : 0 3841 0027, 0 3842 9464,  
0 3871 0414  
Fax : 0 3842 9400

## Rayong

(Mon - Fri from 8.30am - 3.30pm)  
144/39-41 Sukhumvit Rd., Mueang,  
Rayong 21000  
Tel : 0 3861 4255-6, 0 3861 4730-3  
Fax : 0 3861 4734

## Robinson Sriracha

(Daily from 11.00am - 8.00pm)  
Robinson Si Racha Department Store,  
G Fl., Unit 1F-B-13, 90/1 Sukhumvit Rd.,  
Si Racha, Chon Buri 20110  
Tel : 0 3832 8458-60  
Fax : 0 3832 8461

# Branch Network

31 December 2017

## Sri Racha

(Mon - Fri from 8.30am - 3.30pm)  
135/19 Sukhumvit Rd., Si Racha,  
Chon Buri 20110  
Tel : 0 3832 4500-2, 0 3832 4504  
Fax : 0 3832 4503

## Northeastern Area

### Ban Huay Udon Thani

(Mon - Fri from 8.30am - 3.30pm)  
214/27-29 Udon Dutsadi Rd.,  
Mak Khaeng, Mueang, Udon Thani 41000  
Tel : 0 4224 3639-41  
Fax : 0 4224 3643

### Central Plaza Udonthani

(Daily from 10.30am - 7.30pm)  
Central Plaza Udonthani Department Store,  
277/3 Prajaksillapakom Rd.,  
Mueang, Udon Thani 41000  
Tel : 0 4292 1458-61  
Fax : 0 4292 1462

### Khon Kaen

(Mon - Fri from 8.30am - 3.30pm)  
34, 34/1-2 Namueang Rd., Nai Mueang,  
Mueang, Khon Kaen 40000  
Tel : 0 4323 7609, 0 4323 7620-1,  
0 4333 4577  
Fax : 0 4323 7435

### Khon Kaen-Thanon Mittrparb (Privilege Banking Centre)

(Mon - Fri from 8.30am - 5.00pm,  
Sat - Sun from 9.30am - 6.30pm.)  
81/1 Mittrparb Rd., Mueang,  
Khon Kaen 40000  
Tel : 0 4324 1268, 0 4324 1686,  
0 4324 2547  
Fax : 0 4323 8435

### Nakhon Ratchasima

(Mon - Fri from 8.30am - 3.30pm)  
2-4 Choompol Rd., Nai Mueang,  
Mueang, Nakhon Ratchasima 30000  
Tel : 0 4426 8873-7  
Fax : 0 4425 5476

### Nakhon Ratchasima 2

(Mon - Fri from 8.30am - 3.30pm)  
545 Mittrparb Rd., Nai Mueang,  
Mueang, Nakhon Ratchasima 30000  
Tel : 0 4426 3487-91  
Fax : 0 4426 3493

## Roiet

(Mon - Fri from 8.30am - 3.30pm)  
226/2 Ronnachaichanyut Rd.,  
Nai Mueang, Mueang, Roiet 45000  
Tel : 0 4351 5850-2  
Fax : 0 4351 5854

## Sakhon Nakhon

(Mon - Fri from 8.30am - 3.30pm)  
1551/12 Sukkasem Rd.,  
That Choeng Chum, Mueang,  
Sakon Nakhon 47000  
Tel : 0 4271 6230, 0 4271 6303,  
0 4271 6350, 0 4271 6765,  
0 4271 6895  
Fax : 0 4271 6728

## Surin

(Mon - Fri from 8.30am - 3.30pm)  
79, 81, 83 Chitbunrung Rd.,  
Nai Mueang, Mueang, Surin 32000  
Tel : 0 4451 1848, 0 4451 8997-8,  
0 4453 8384  
Fax : 0 4451 1081

## Ubon Ratchathani

(Mon - Fri from 8.30am - 3.30pm)  
177 Ubparat Rd., Nai Mueang, Mueang,  
Ubon Ratchathani 34000  
Tel : 0 4524 3830-1, 0 4524 4270-1,  
0 4524 4717-8, 0 4526 2904,  
0 4531 1825  
Fax : 0 4524 3832

## Udon Thani

(Mon - Fri from 8.30am - 3.30pm)  
359 Phosri Rd., Mueang,  
Udon Thani 41000  
Tel : 0 4221 3036, 0 4222 1333,  
0 4222 3613, 0 4224 4733,  
0 4224 9590, 0 4234 3023,  
0 4234 3425  
Fax : 0 4224 4062

## Northern Area

### Central Airport Chiang Mai

(Daily from 11.00am - 8.00pm)  
2 Mahidol Rd., 252-252/1 Wualai Rd.,  
Haiya, Mueang, Chiang Mai 50100  
Tel : 0 5390 4143-6  
Fax : 0 5390 4147

## Chiang Mai-Huaikaew

(Privilege Banking Centre)  
(Mon - Fri from 8.30am - 3.30pm)  
137 Huay Kaew Rd., Mueang,  
Chiang Mai 50200  
Tel : 0 5321 1091-4  
Fax : 0 5321 1095

## Chiang Rai

(Mon - Fri from 8.30am - 3.30pm)  
643/5 Moo 3, Uttrakit Rd., Vieng,  
Mueang, Chiang Rai 57000  
Tel : 0 5371 1414, 0 5371 6557, 0 5371 6786  
Fax : 0 5371 5429

## Lampang

(Mon - Fri from 8.30am - 3.30pm)  
255 Boonwat Rd., Mueang,  
Lampang 52000  
Tel : 0 5421 8373, 0 5421 8383,  
0 5421 8454, 0 5422 7383  
Fax : 0 5422 7637

## Nakhon Sawan

(Mon - Fri from 8.30am - 3.30pm)  
532-534 Kosi Rd., Pak Nam Pho,  
Mueang, Nakhon Sawan 60000  
Tel : 0 5621 3166, 0 5621 4109,  
0 5621 4690, 0 5621 4709,  
0 5631 4234-5, 0 5631 4299,  
Fax : 0 5621 3224

## Phitsanulok

(Mon - Fri from 8.30am - 3.30pm)  
112/39-41 Akartodsrod Rd., Nai Mueang,  
Mueang, Phitsanulok 65000  
Tel : 0 5522 5153-5  
Fax : 0 5522 5156

## Thanon Highway-Chiang Mai

(Mon - Fri from 8.30am - 3.30pm)  
1/99 Chiang Mai-Lampang Rd.,  
Nong Pa Khrang, Mueang,  
Chiang Mai 50000  
Tel : 0 5330 4701-4, 0 5330 4706  
Fax : 0 5330 4705

## Thanon Sridonchai Chiang Mai

(Mon - Fri from 8.30am - 3.30pm)  
54/1 Suriwong Book Center,  
Sridonchai Rd., Haiya, Mueang,  
Chiang Mai 50100  
Tel : 0 5327 0029-30, 0 5328 2903,  
0 5382 1080-1  
Fax : 0 5328 2015

# Branch Network

31 December 2017

**Thanon Thapae Chiang Mai**  
(Mon - Fri from 8.30am - 3.30pm)  
2-4, Wichayanon Rd., Chang Moi,  
Mueang, Chiang Mai 50300  
Tel : 0 5323 3860-2, 0 5387 4028  
Fax : 0 5387 4029

## Southern Area

**Central Festival Phuket**  
(Daily from 10.30am - 7.30pm)  
Central Festival Phuket, 2<sup>nd</sup> Fl.,  
74-75 Moo 5, Wishit, Phuket,  
Phuket 83000  
Tel : 0 7621 0492, 0 7621 0526,  
0 7621 0534, 0 7621 0575  
Fax : 0 7621 0596

**Central Plaza Suratthani**  
(Daily from 11.00am - 8.00pm)  
88 Moo 10, Wat Pradu, Mueang,  
Surat Thani 84000  
Tel : 0 7760 2700-3  
Fax : 0 7760 2704

**Ha Yaek Chalong Phuket**  
(Mon - Fri from 8.30am - 3.30pm)  
9/108 Moo 9, Chaofa (East) Rd.,  
Chalong, Mueang, Phuket 83130  
Tel : 0 7638 3801-4  
Fax : 0 7638 3805

**Hat Pa Tong**  
(Mon - Fri from 9.30am - 4.30pm)  
9/33 Phangmuang Sai Kor,  
Patong, Krathu, Phuket 83150  
Tel : 0 7634 0142-3, 0 7634 0489  
Fax : 0 7634 1169

**Hat Yai**  
(Mon - Fri from 8.30am - 3.30pm)  
164 Nipat-utit 1 Rd., Hat Yai,  
Songkhla 90110  
Tel : 0 7423 5605, 0 7424 3032,  
0 7424 3810, 0 7424 5033  
Fax : 0 7423 5606

**Nakhon Sri Thammarat**  
(Mon - Fri from 8.30am - 3.30pm)  
1719-1721 Rajdamnern Rd., Tha Wang,  
Mueang, Nakhon Sri Thammarat 80000  
Tel : 0 7535 6112, 0 7535 6860-1  
Fax : 0 7534 2352

**Phuket**  
**(Privilege Banking Centre)**  
(Mon - Fri from 8.30am - 3.30pm)  
206 Phuket Rd., Talad Yai,  
Mueang, Phuket 83000  
Tel : 0 7621 0970-1, 0 7621 1566,  
0 7621 1577, 0 7621 4901-2  
Fax : 0 7621 4903

**Surat Thani**  
(Mon - Fri from 8.30am - 3.30pm)  
208/2-3 Chonkasem Rd., Talad,  
Mueang, Surat Thani 84000  
Tel : 0 7728 6292-4  
Fax : 0 7728 6298

**Thanon Phetchakasem Hat Yai**  
(Mon - Fri from 8.30am - 3.30pm)  
452/8 Phetkasem Rd.,  
Hat Yai, Songkhla 90110  
Tel : 0 7422 0262-3, 0 7422 0274-5  
Fax : 0 7422 0281

**Trang**  
(Mon - Fri from 8.30am - 3.30pm)  
1/5-1/6 Rama VI Rd., Thap Thiang,  
Mueang, Trang 92000  
Tel : 0 7521 7781-4  
Fax : 0 7521 7785

**Yala**  
(Mon - Fri from 8.30am - 3.30pm)  
8-12 Pipitpakdi Rd., Sateng,  
Mueang, Yala 95000  
Tel : 0 7321 2218, 0 7321 2414,  
0 7324 0872-3  
Fax : 0 7321 3764

## Company Information

Name	: United Overseas Bank (Thai) Public Company Limited
Public company registration number	: 0107535000176
Nature of business	: Commercial Bank
Registration address	: 191 South Sathon Road, Sathon, Bangkok 10120
Tel	: 0 2343 3000
Fax	: 0 2287 2973-4
SWIFT	: UOVBTBKK
Website	: www.UOB.co.th

## Auditor

Ms. Somjai Khunapasut	: Certified Public Accountant (Thailand) No. 4499 and/or
Ms. Ratana Jala	: Certified Public Accountant (Thailand) No. 3734 and/or
Ms. Rachada Yongsawadvanich	: Certified Public Accountant (Thailand) No. 4951

EY Office Limited  
33<sup>rd</sup> Floor, Lake Rajada Office Complex  
193/136-137 Rajadapisek Road  
Klongtoey, Bangkok 10110  
G.P.O.Box 1047, Bangkok 10501, Thailand  
Tel : 0 2264 0777  
Fax : 0 2264 0789  
Website : www.ey.com



# Company Information

## Credit Ratings

Moody's Investors Service		Rating	as at 30 November 2017
Bank Deposits	- Long-Term	Baa1	
Bank Deposits	- Short-Term	P-2	
Outlook	- Long-Term	Stable	
Outlook	- Short-Term	Stable	
Baseline Credit Assessment		ba1	
Adjusted Baseline Credit Assessment		ba1	
Counterparty Risk Assessment	- Long-Term	A3(cr)	
Counterparty Risk Assessment	- Short-Term	P-2(cr)	

Fitch Ratings		Rating	as at 14 February 2018
Foreign Currency	- Long-Term	A-	
Foreign Currency	- Short-Term	F2	
Outlook	- Long-Term	Stable	
Viability		bb+	
Support		1	
National Rating	- Long-Term	AAA(tha)	
National Rating	- Short-Term	F1+(tha)	
National Rating Outlook		Stable	



**United Overseas Bank (Thai) Public Company Limited**

**Head Office**

191 South Sathon Road,  
Sathon, Bangkok 10120  
Thailand

Tel (66) 2343 3000

Fax (66) 2287 2973-4

[www.uob.co.th](http://www.uob.co.th)